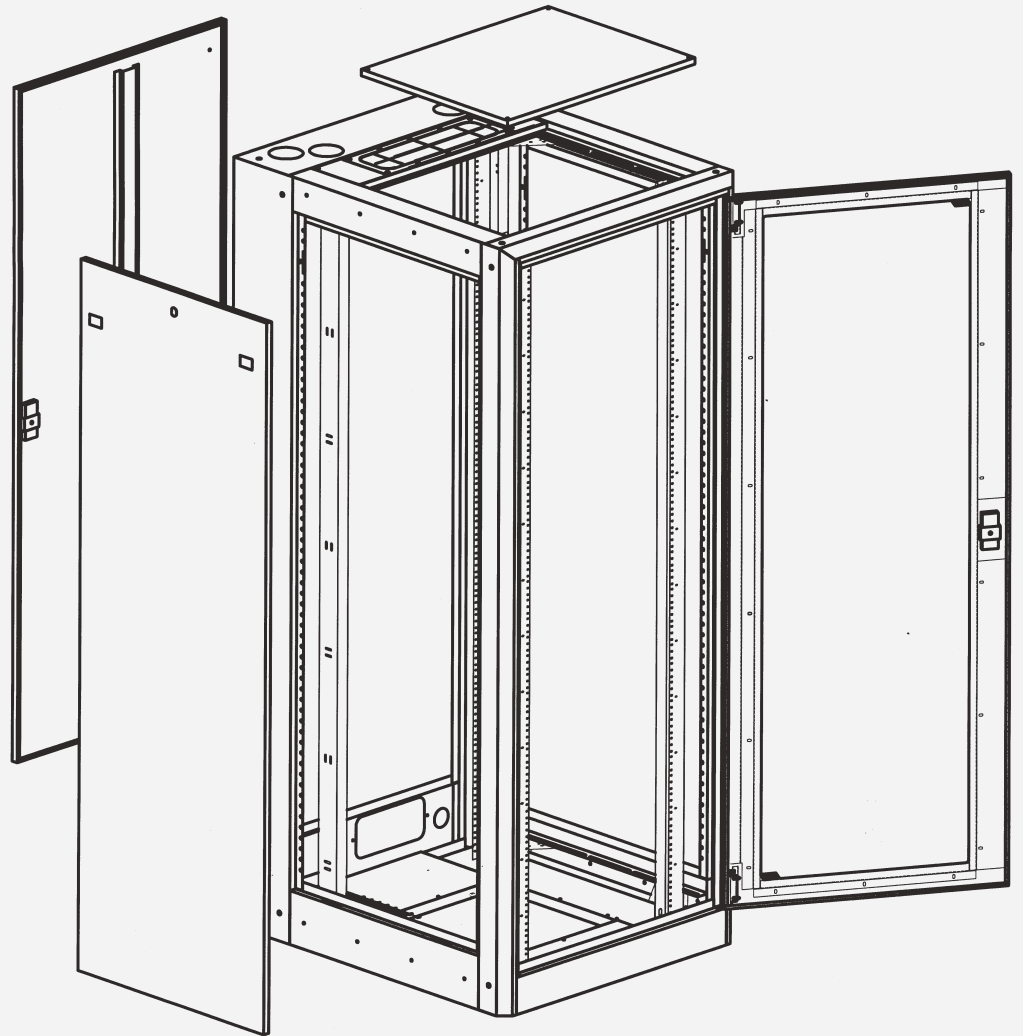


**DESCRIPTION**

Designed to rack mount 19"/23" equipment or shelf mount large non traditional equipment up to 26.5" in width. The welded construction is designed to protect, organize & secure data & telecommunications equipment.


**APPLICATIONS**

Indoor Use Computer room, Data Center, Central Office, MDF, IDF, Telecommunications Closet, Call Center, Head-end



**CONSTRUCTION**

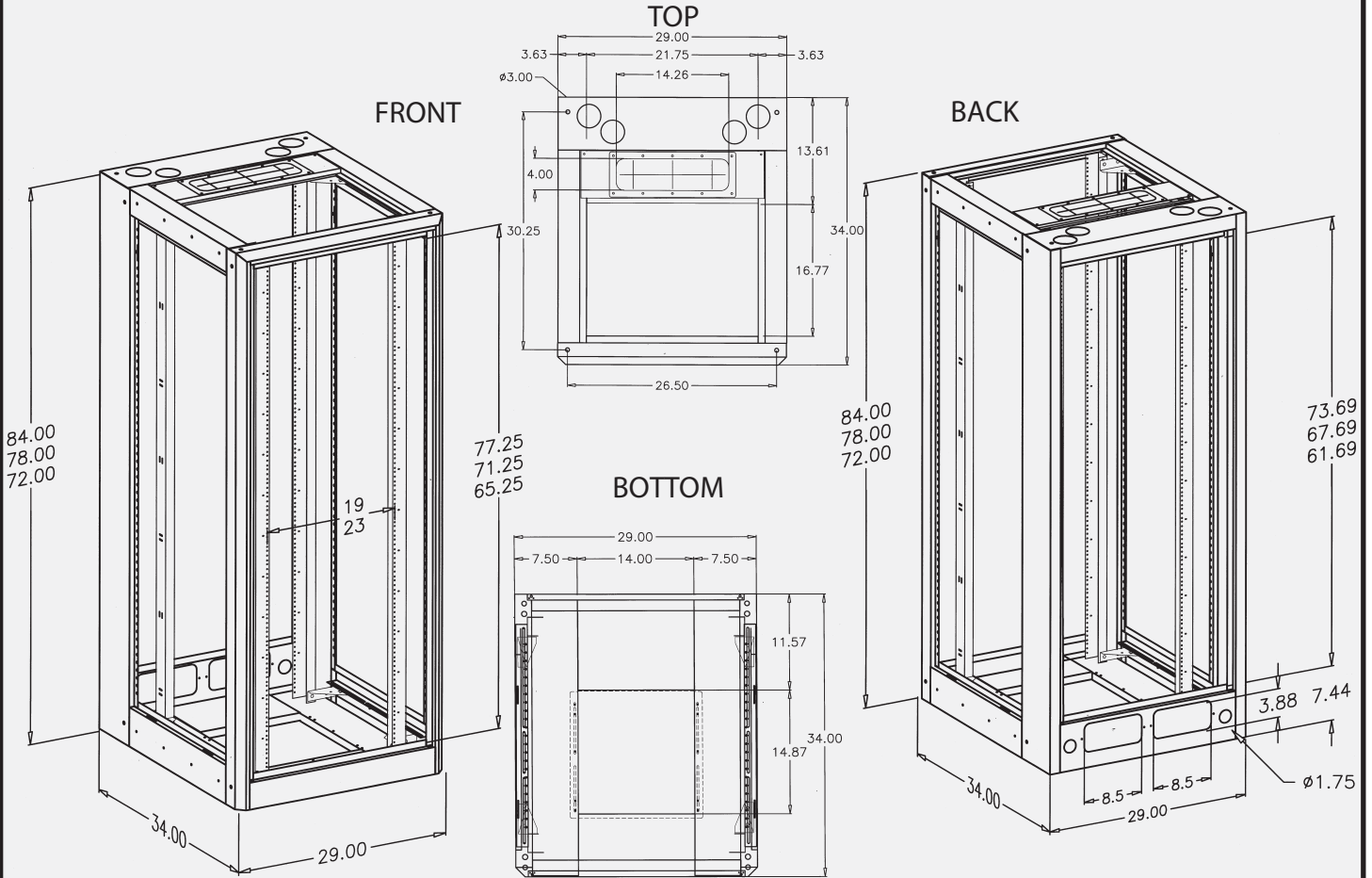
- FRAME: 16 gauge welded construction, casters, levelers and bolt down provision, bottom cable gland plate, cable access top, bottom & rear w/grommet, powder coat textured finish grounding kit
- TOP: Interchangeable 14.25"x4" cable access, vented, optional solid, 550 cfm fan, 320 cfm, fan, 2500 btu a/c
- MOUNTING UPRIGHTS: 12 gauge, zinc plated, tapped 10-32, EIA spacing w/bag of 80 zinc plated round head screws
- FRONT DOOR: 16 gauge steel welded construction, flush mount slam latch w/lock, reversible hinge, vented, optional solid, w/stiffner, Tempered Safety Glass
- REAR DOOR: 18 gauge steel welded construction, flush mount slam latch w/lock, reversible hinge, vented, optional solid or filtered, w/stiffner
- SIDE PANELS: 18 gauge steel welded construction, flush quick release fastener, security lock, w/stiffner

 2001 N. MAIN STREET WASHINGTON, PA 15301 USA Phone: (724) 228-7373 • (800) 793-2954 FAX (724) 228-3920	Rev	Date	Init	BELDEN Design No.
	This document is the property of BELDEN. The information contained herein is considered Proprietary and not to be reproduced by any means Without written consent of BELDEN			Rev.B 800
BELDEN Reserves the right to change any specification in the interest of product enhancement				

# BELDEN | MASTER SPECIFICATION

SENDING ALL THE RIGHT SIGNALS

## XL DATA DEEP



### Ordering Matrix

<b>FRAME HEIGHT</b>	72 76 84	<b>MOUNTING # DESCRIPTION</b>	1 19" mtg 2 23" mtg 0 None (Frame Mount Shelf Application)	<b>FRONT # DESCRIPTION</b>	1 Solid 2 Glass 3 Glass Vented 4 Perforated 0 None	<b>SIDES # DESCRIPTION</b>	1 One Side 2 Two Sides	<b>XDP</b>	[ ]	<b>COLOR # DESCRIPTION</b>	1 Blue 2 Beige 3 Black 4 Gray	<b>TOP # DESCRIPTION</b>	1 Top Mount A/C 2 10" Diameter Fan 3 4" Diameter Fan 4 Solid 5 Vented 0 None	<b>REAR # DESCRIPTION</b>	1 Solid 2 Vented 3 Filtered 0 None	<b>POWER STRIPS # DESCRIPTION</b>	1 4' 16 Outlet 15 Amp/15' Cord 2 4' 16 Outlet Surge Suppressor, 15' Cord 3 2' 8 Outlet 15 Amp/15' Cord 4 19" Rack Mount 6 Outlet (Rear) 15 Amp/15' Cord 5 19" Rack Mount 6 Outlet (Rear) Surge Suppressor, 15 Amp/15' Cord 0 None

	XDP 72	XDP 78	XDP 84
HEIGHT	72"	78"	84"
WIDTH	29"	29"	29"
DEPTH	34"	34"	34"
MOUNTING	19", 23", SHELF	19", 23", SHELF	19", 23", SHELF
USABLE MTG	39U	42U	46U
DOOR OPENING	65.25"	71.25"	77.25"
USABLE DEPTH	31.75"	31.75"	31.75"
COLOR	BLUE, BEIGE BLACK, GRAY	BLUE, BEIGE BLACK, GRAY	BLUE, BEIGE BLACK, GRAY
WEIGHT CAP/CASTERS	765#	730#	695#
WEIGHT CAP W/O CASTERS	1000#	1000#	1000#
SHIPPING WEIGHT	350#	380#	390#