

POWER *PS* SONIC[®]

Super Sport Series



2005-2006 Battery Applications & Specifications

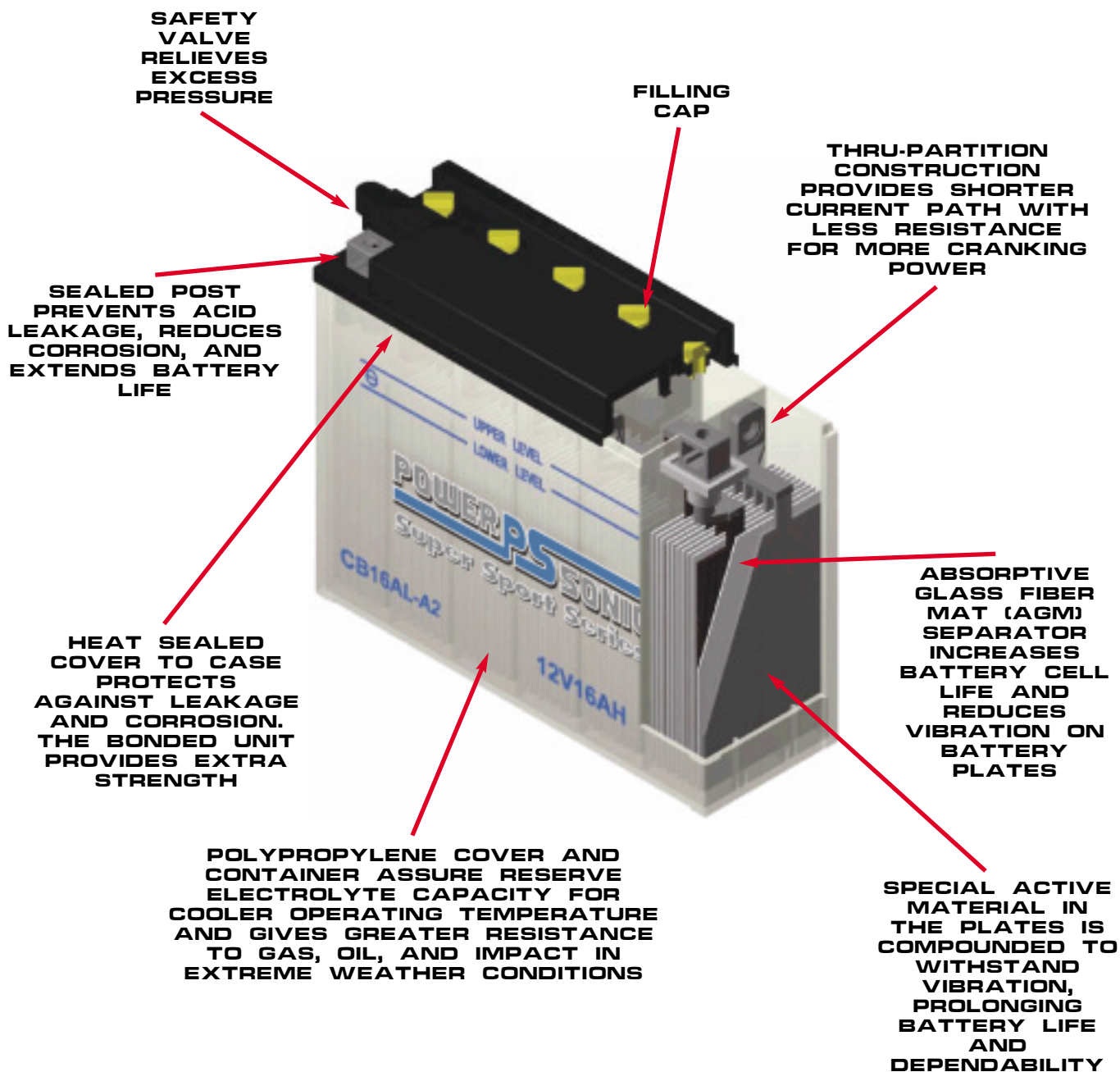


TABLE OF CONTENTS

COMPETITIVE CROSS REFERENCE CHART4-5

BATTERY CROSS REFERENCE CHART5

TERMINAL CONFIGURATIONS6

BATTERY SPECIFICATIONS7-9

MOTORCYCLE BATTERY APPLICATIONS9-14

ALL TERRAIN VEHICLE BATTERY APPLICATIONS14-16

SCOOTER BATTERY APPLICATIONS16-17

PERSONAL WATERCRAFT BATTERY APPLICATIONS17

SNOWMOBILE BATTERY APPLICATIONS18

UTILITY VEHICLE BATTERY APPLICATIONS18

RIDING MOWER BATTERY APPLICATIONS19

EUROPEAN AND OTHER MOTORCYCLE BATTERY APPLICATIONS20-22

POWERSPORT BATTERY BUYING GUIDE22



DISCLAIMER STATEMENT:

These instructions are based on sound engineering principles, research, extensive field experience, and technical judgements of industry members, and are subject to change in light of developments in technology, field experience, and incoming fit data. Power-Sonic Corporation disclaims any representation or warranty, expressed or implied, concerning this catalog's data or recommendations, and in no event shall be liable for any loss or damage claimed to have arisen as a result of the use of data or from following the recommendation set forth in this catalog.

Please Note: Photos in this catalogue and on the cover depict highly skilled professional riders on closed courses. Do not try to attempt these maneuvers.

COMPETITIVE CROSS REFERENCE CHART

FACTORY SEALED/ SEALED MAINTENANCE FREE

Power-Sonic	Champion	Deka	Energizer	GS (JSB)	GS (ZYI)	Motocross	Napa	Sears	Wal-Mart	Yacht	Yuasa
PTR4A-BS	-	-	-	GTR4A-5	-	M62R4A	-	44151	-	-	YTR4A-BS
PTX4B-BS	-	-	-	-	-	M62T4B	-	44150	-	-	YT4B-BS
PTX4L-BS	4LBS	-	02077610	GT4L-BS	GTX4L-BS	M62X4B	740-1865	44015	-	CT4L-BS/ CTX4L-BS	YTX4L-BS
PTX5L-BS	5LBS	-	-	GTX5L-BS	GTX5L-BS	M32X5B	740-1830	44022	-	CT5L-BS/ CTX5L-BS	YTX5L-BS
PTZ5S	-	-	-	GTZ5S	-	-	-	-	-	-	-
PT7B-4	-	-	-	GT7B-4	-	M62T7B	-	44153	-	CT7B-4	YT7B-BS
PTX7A-BS	-	-	-	GTX7A-BS	GTX7A-BS	M32X7A	-	44023	-	CTX7A-BS	YTX7A-BS
PTX7L-BS	-	-	-	GTX7L-BS	GTX7L-BS	M327BS	-	44024	-	CTX7L-BS	YTX7L-BS
PTZ7S	-	-	-	GTZ7S	-	M727ZS	-	44200	-	CTZ7S	YTZ7S
PT9B-4	-	-	-	GT9B-4	-	M729B4	-	44206	-	CT9B-4	YT9B-4
PTR9-BS	-	-	-	-	-	M62R9B	-	44156	-	-	YTR9-BS
PTX9-BS	9BS	ETX9	02420400	GTX9-BS	GTX9-BS	M329BS/ M429BS	740-1825	44025	ES9BS	CTX9-BS	YTX9-BS
PTZ10S	-	-	-	GTZ10S	-	M7210A	-	44210	-	CTZ10S	YTZ10S
PT12B-4	-	-	-	GT12B-4	GT12B-4	M6212B	-	44159	-	CT12B-4	YT12B-BS
PTX12A-BS	-	-	-	-	-	M32ABS	-	-	-	CT12A-BS	YT12A-BS
PTX12-BS	12BS	ETX12	02078210	GTX12-BS	GTX12-BS	M3RH2S/ M4RH2S	740-1866	44016	ES12BS	CTX12-BS	YTX12-BS
PTZ12S	-	-	-	GTZ12S	-	M7212A	-	44215	-	-	YTZ12S
PT14B-4	-	-	-	GT14-B4	-	M724B4	-	44220	-	CT14B-4	YT14B-4
PTX14-BS	14BS	ETX14	02420500	-	GTX14-BS	M3RH4S/ M4RH4S	740-1886	44017	ES14BS	CTX14-BS	YTX14-BS
PTX14L-BS	-	-	-	-	-	-	-	-	-	-	YTX14L-BS
PTX14AH-BS	-	ETX15	-	-	GT14-BS	M62H4A/ M72H4A	-	44004	-	-	YTX14AH-BS
PTX14AHL-BS	-	ETX15L	-	-	GT14L-BS	M62H4L/ M72H4L	-	44005	-	-	YTXAHL-BS
PTZ14S	-	-	-	GTZ14S	-	M72Z14	-	44217	-	-	YTZ14S
PTX15L-BS	-	-	-	-	-	M6215L	-	44162	-	CTX15L-BS	YTX15L-BS
PTX16-BS	-	-	-	-	-	M32X6S	-	44020	-	CTX16-BS	YTX16-BS
PTX16-BS-1	-	-	-	-	-	M32X61	-	44019	-	CTX16-BS-1	YTX16-BS-1
PTX18L-BS	-	ETX18L	-	-	GTX18L-BS	-	740-1889	44006	-	CTX18L-BS	-
PTX19-BS	-	ETX16	-	-	GT16-BS	-	740-1887	-	-	CTX19-BS	-
PTX19L-BS	-	ETX16L	-	-	GT16L-BS	-	740-1888	-	-	CTX19L-BS	-
PTX19CL-BS	-	ETX16L	-	-	GT16L-BS	-	-	-	-	-	-
PTX20-BS	-	-	-	-	GTX20-BS	M32RBS/ M42RBS	740-1824	44028	-	CTX20-BS	YTX20-BS
PTX20L-BS	20L-BS	ETX20L	-	-	GTX20L-BS	M320BS/ M4220BS	740-1890	44027	ES20LBS	CTX20L-BS	YTX20L-BS
PIX30L-BS	-	-	-	-	-	M7230L	-	-	-	CTX30L	YIX30L
PIX30CL-BS	-	-	-	-	-	-	-	-	-	-	-
PIX50-BS	-	-	-	-	-	-	-	-	-	CTX18-BS	-
PIX50L-BS	-	ETX18L	-	-	GTX18L-BS	M6250H/ M7250H	740-1889	44006	-	CTX18L-BS/ CTX24HL-BS	YTX24HL-BS

HIGH PERFORMANCE

Power-Sonic	Champion	Deka	Energizer	GS (JSB)	GS (ZYI)	Motocross	Napa	Sears	Wal-Mart	Yacht	Yuasa
CB2.5L-C	-	-	-	GM2.5A-3C-3	CB2.5L-C	M225LC/ M325LC	-	44035	-	CB2.5L-C	YB2.5L-C
CB2.5L-C-1	-	-	-	GM2.5A-3C-1	CB2.5L-C-1	M22LC1/ M32LC1	-	44036	-	CB2.5L-C-1	YB2.5L-C-1
CB3L-A	-	-	-	GM3-3A	CB3L-A	M223LA/ M323LA	-	44037	-	CB3L-A	YB3L-A
CB3L-B	-	-	-	GM3-3B	CB3L-B	M223LB	-	44038	-	CB3L-B	YB3L-B
CB4L-A	-	-	-	GM4A-3B	CB4L-A	M224LA	-	44039	-	CB4L-A	YB4L-A
CB4L-B	4LB	-	-	GM4-3B	CB4L-B	M224LB/ M324LB	740-1861	44014	-	CB4L-B	YB4L-B
CB5L-B	-	-	02420300	GM5Z-3B	CB5L-B	M225LB/ M325LB	740-1868	44353	-	CB5L-B	YB5L-B
CB7-A	-	-	-	GM7Z-4A	CB7-A	M227AY	-	44040	-	CB7-A	YB7-A
CB7C-A	-	-	-	GM7CZ-3D	-	M227CY	-	44041	-	CB7C-A	YB7C-A
CB7L-B	-	-	-	GM7-3B-1	CB7L-B	M2273Y	-	44042	-	CB7L-B	YB7L-B
CB9A-A	9AA	-	-	GM9AZ-4A	CB9A-A	M229AY/ M329AY	740-1872	44043	-	CB9A-A	YB9A-A
CB9L-A2	-	-	-	-	CB9L-A2	M2292Y	-	44044	-	CB9L-A2	YB9L-A2
CB9-B	-	-	02071980	GM9Z-4B	CB9-B	M229BY/ M329BY	740-1858	44356	-	CB9-B	YB9-B
CB9L-B	9LB	-	-	GM9Z-3B	CB9L-B	M229LY/ M329LY	740-1837	44045	-	CB9L-B	YB9L-B
CB10A-A2	-	-	-	-	CB10A-A2	M221AY/ M321AY	740-1842	44046	-	CB10A-A2	YB10A-A2
CB10L-A2	10LA2	-	02073210	GM10Z-3A	CB10L-A2	M2210Y/ M3210Y	740-1857	44355	ES10LA2	CB10L-A2	YB10L-A2
CB10L-B	-	-	-	GM10-3B	CB10L-B	M221LB/ M321LB	740-1831	44047	-	CB10L-B	YB10L-B
CB10L-B2	-	-	-	-	CB10L-B2	M221L2	-	44048	-	CB10L-B2	YB10L-B2
CB12A-A	12AA	-	02074490	GM12AZ-4A-1	CB12A-A	M2212Y/ M3212Y	740-1854	44358	ES12AA	CB12A-A	YB12A-A
CB12AL-A	12ALA	-	-	GM12AZ-3A-1	CB12AL-A	M2221Y/ M3221Y	740-1873	44052	-	CB12AL-A	YB12AL-A
CB12AL-A2	-	-	-	-	-	M22212	-	-	-	CB12AL-A2	YB12AL-A2
CB12A-B	-	-	-	-	-	M222AB	-	44053	-	CB12A-B	YB12A-B
CB12B-B2	-	-	-	GM12B-4B	CB12B-B2	M221B2	-	44054	-	CB12B-B2	YB12B-B2
CB12C-A	-	-	-	GM12CZ-4A-2	CB12C-A	M222CA	740-1823	44055	-	CB12C-A	YB12C-A
CB14A-2	-	-	02074520	GM14Z-4A	CB14A-2	M2214H/ M3214H	740-1864	44363	-	CB14A-2	YB14A-2
CB14A-A	14AA1	-	-	GM14AZ-4A	CB14A-A	M224A1/ M324A1	740-1826	44056	-	CB14A-A1	YB14A-A1
CB14A-A2	14AA2	-	02074650	GM14AZ-4A-1	CB14A-A2	M2214A/ M3214A	740-1860	44361	ES14AA2	CB14A-A2	YB14A-A2
CB14L-A1	-	-	-	GM14Z-3A-1	CB14L-A1	M22141	-	44057	-	CB14L-A1	YB14L-A1
CB14L-A2	14LA2	-	02074780	GM14Z-3A	CB14L-A2	M2214Y/ M3214Y	740-1851	44364	ES14LA2	CB14L-A2	YB14L-A2
CB14L-B2	-	-	-	GM14Z-3B	CB14L-B2	M2214B	740-1828	44059	-	CB14L-B2	YB14L-B2
CB14-B2	-	-	-	-	CB14-B2	M224B2	-	44060	-	CB14-B2	YB14B-2
SCB14L-A2	-	-	-	-	SCB14L-A2	M2214S	-	44061	-	SCB14L-A2	YB14L-A2
SCB14L-B2	-	-	-	-	SCB14L-B2	M22B4S	-	44062	-	SCB14L-B2	YB14L-B2
CB16AL-A2	16ALA2	-	-	GM16A-3A	CB16AL-A2	M2216Z/ M3216Z	740-1877	44063	-	CB16AL-A2	YB16AL-A2
HC16A-AB	16AA	-	-	GM16-T	HC16A-A	M22H6B/ M32H6B	740-1867	44064	-	HC16A-A/ HCB16A-AB	YB16A-AB
CB16-B	16B	-	02074940	GM16Z-4BH	CB16-B	M2216Y/ M3216Y	740-1852	44366	ES16B	CB16-B	YB16-B
CB16L-B	16LB	-	-	GM16Z-3B	CB16L-B	M2216K/ M3216K	740-1827	44065	-	CB16L-B	YB16L-B
CB16-B-LM	-	-	02420700	-	-	M2216C/ M3216C	-	44029	-	CB16-B-LM	YB16-B-CX
CB16HL-A-LM	-	-	02420600	-	-	M2H16C/ M3H16C	-	44369	-	CB16HL-A-LM	YB16HL-A-CX
CB16B-A	-	-	-	GM16B-4A	-	M2216B	-	44066	-	CB16B-A	YB16B-A
CB16B-A1	-	-	-	-	-	M22161	-	44067	-	CB16B-A1	YB16B-A1
CB16CL-B	16CLB	-	02077580	GM16AZ-3B	CB16CL-B	M2S6CL/ M3S6CL	740-1862	44001	ES16CLB	CB16CL-B	YB16CL-B
CB18-A	-	-	-	GM18A-4A	CB18-A	M2281Y/ M3281Y	740-1874	44070	-	CB18-A	YB18-A
CB18L-A	18LA	-	-	GM18A-3A	CB18L-A	M2218Y/ M3218Y	740-1871	44071	-	CB18L-A	YB18L-A
C50-N18A-A	-	-	-	-	-	M228AY	-	44072	-	C50-N18A-A	Y50-N18A-A
C50-N18L-A3	18LA2	-	02420200	GM18Z-3A(S)	C50-N18L-A3	M2218Y/ M3218Y/ M228A3/ M328A3	740-1855	44359	ES50N18LA3	C50-N18L-A/ C50-N18L-A3	Y50-N18L-A/ Y50-N18L-A3

COMPETITIVE CROSS REFERENCE CHART

HIGH PERFORMANCE (CONT.)

Power-Sonic	Champion	Deka	Energizer	GS (JSB)	GS (ZYI)	Motocross	Napa	Sears	Wal-Mart	Yacht	Yuasa
C50-N18L-A-LM	-	-	-	-	-	M2218C/ M3218C	-	44030	-	C50-N18L-A-LM	Y50-N18L-A-CX
SC50-N18L-AT	-	-	-	-	-	M22S8T	740-1878	44073	-	SC50-N18L-AT	SY50-N18L-AT
C60-N24-A	-	-	-	-	-	M2224A	-	44074	-	C60-N24-A	Y60-N24-A
C60-N24L-A	-	-	-	-	C60-N24AL-A	-	740-1880	-	-	C60-N24L-A	-
C60-N24AL-B	-	-	-	-	-	M2224B	-	44075	-	C60-N24AL-B	Y60-N24AL-B
CB30L-B	-	-	-	-	-	M22H30	-	44033	-	CB30L-B	YB30L-B
CB30CL-B	-	-	-	-	-	M2230C	-	-	-	CB30CL-B	YB30CL-B
51814	-	-	-	-	-	M2219B	-	-	-	-	51814
51913	-	-	-	-	-	M2219A	-	-	-	-	51913
53030	-	-	-	-	-	M2230B	-	-	-	C60-N30L-A	53030

Conventional

Power-Sonic	Champion	Deka	Energizer	GS (JSB)	GS (ZYI)	Motocross	Napa	Sears	Wal-Mart	Yacht	Yuasa
12N5-3B	-	-	-	12N5-3B	12N5-3B	M2253B/ M3253B	740-1883	44079	-	12N5-3B	12N5-3B
12N5-4B	54B	-	-	-	12N5-4B	M2250B/ M3250B	740-1876	44080	-	12N5-4B	12N5-4B
12N5.5-3B	-	-	-	12N5.5-3B	12N5.5-3B	M2255B/ M3255B	-	44081	-	12N5.5-3B	12N5.5-3B
12N5.5-4A	-	-	-	-	12N5.5-4A	M2254A/ M3254A	-	44082	-	12N5.5-4A	12N5.5-4A
12N5.5A-3B	55A3B	-	-	12N5.5A-3B	12N5.5A-3B	M22A5B/ M32A5B	740-1875	44083	-	12N5.5A-3B	12N5.5A-3B
12N7-3B	73B	-	-	12N7-3B	12N7-3B	M2273B/ M3273B	740-1881	44084	-	12N7-3B	12N7-3B
12N7-4A	74A	-	-	12N7-4A	12N7-4A	M2274A/ M3274A	740-1870	44085	-	12N7-4A	12N7-4A
12N7-4B	-	-	-	12N7-4B	12N7-4B	M2270B/ M3270B	740-1882	44086	-	12N7-4B	12N7-4B
12N7D-3B	-	-	-	12N7D-3B	12N7D-3B	M227DB	-	44087	-	12N7D-3B	12N7D-3B
12N9-3A-1	-	-	-	-	12N9-3A-1	M22931	-	44089	-	12N9-3A-1	12N9-3A-1
12N9-3B	-	-	-	12N9-3B	12N9-3B	M2293B/ M3293B	-	44090	-	12N9-3B	12N9-3B
12N9-4B-1	94B1	-	-	12N9-4B-1	12N9-4B-1	M2290B/ M3290B	740-1869	-	ES12N94B1	12N9-4B-1	12N9-4B-1
12N10-3A	-	-	-	12N10-3A	-	M2210A	-	44092	-	12N10-3A	12N10-3A
12N10-3A-1	-	-	-	-	-	M22101	-	44093	-	12N10-3A-1	12N10-3A-1
12N11-3A-1	-	-	-	12N11-3A-1	-	M2211B/ M3211B	-	44096	-	12N11-3A-1	12N11-3A-1
12N12A-4A-1	12A4A1	-	-	12N12A-4A-1	12N12A-4A-1	M2221B/ M3221B	740-1853	-	-	12N12A-4A-1	12N12A-4A-1
12N14-3A	143A	-	-	12N14-3A	12N14-3A	M2241B/ M3241B	740-1856	-	-	12N14-3A	12N14-3A
12N24-3	-	-	-	12N24-3	-	M2224D	-	44102	-	12N24-3	12N24-3
CHD4-12	H12	-	-	GM32-4A	CHD4-12	M22H12/ M32H12	740-1859	44357	-	CHD4-12	YHD-12

BATTERY CROSS REFERENCE CHART

FACTORY ACTIVATED MAINTENANCE FREE	SEALED MAINTENANCE FREE	LOW MAINTENANCE	HIGH PERFORMANCE	CONVENTIONAL
PTX4LBS-FS	PTX4L-BS	-	CB4L-A	-
PTX4LBS-FS	PTX4L-BS	-	CB4L-B	-
-	-	-	CB5L-B	12N5-3B
PTX5LBS-FS	PTX5L-BS	-	-	-
-	-	-	CB7L-B	12N7-3B
-	-	-	CB7-A	12N7-4A
PTX7ABS-FS	PTX7A-BS	-	-	-
PTX7LBS-FS	PTX7L-BS	-	-	-
-	-	-	CB9-B	12N9-4B-1
-	-	-	CB9L-B	12N9-3B
-	-	-	CB9L-A2	12N9-3A-1
PTX9BS-FS	PTX9-BS	-	-	-
-	-	-	CB12A-A	12N12A-4A-1
PTX12BS-FS	PTX12-BS	-	-	-
-	PTX14AH-BS	-	CB14A-2	-
-	PTX14AH-BS	-	CB14-B2	-
-	PTX14AH-BS	-	CB14A-A	-
-	PTX14AH-BS	-	CB14A-A2	-
-	PTX14AHL-BS	-	CB14L-A2	12N14-3A
-	PTX14AHL-BS	-	CB14L-B2	-
PTX14BS-FS	PTX14-BS	-	-	-
PTX14LBS-FS	PTX14L-BS	-	-	-
PTX15LBS-FS	PTX15L-BS	-	-	-
PTX19BS-FS	PTX19-BS	CB16-B-LM	CB16-B	-
PTX19LBS-FS	PTX19L-BS	CB16HL-A-LM	-	-
PTX19CLBS-FS	PTX19CL-BS	-	CB16CL-B	-
PTX19LBS-FS	PTX19L-BS	-	CB16L-B	-
PTX20BS-PS*	PTX20-BS*	-	CB18-A	-
PTX20LBS-FS*	PTX20L-BS*	-	CB18L-A	-
-	PIX50-BS	-	C50-N18A-A	-
-	PTX18L-BS#	C50-N18L-A-LM#	C50-N18L-A3	-
PIX50LBS-FS#	PIX50L-BS#	C50-N18L-A-LM#	C50-N18L-A3	-
-	PTX18L-BS#†	-	SC50-N18L-AT	-
PIX50LBS-FS#†	PIX50L-BS#†	-	SC50-N18L-AT	-
PIX30LBS-FS	PIX30L-BS	-	CB30L-B	-
PIX30CLBS-FS	PIX30CL-BS	-	CB30CL-B	-
PIX30LBS-FS	PIX30L-BS	-	C60-N24AL-B	-
PIX30LBS-FS	PIX30L-BS	-	53030	-

* The PTX20 series batteries may be used as an optional upgrade, but some modification to the hold down may be necessary. See battery label for retrofit cautions.








































Top and front terminal mounts only.

≠ Top and side terminal mounts only.

† Eliminates need for sensor (needs to be disabled).

TERMINAL CONFIGURATIONS

Terminal shapes vary from one battery to another. By identifying the correct replacement battery from the listing in this book, you are assured of the proper terminal configuration. For custom applications, refer to the following chart to identify terminal shape and corresponding batteries.

TERMINAL TYPE	FRONT	SIDE	TOP	BATTERY TYPE
1				CB14L-A1, PTX16-BS-1
2				CB9L-A2, CB16AL-A2, 12N5.5-4A
3				CB7C-A, CB7L-B, C60-N24-A, C60-N24L-A, C60-N24AL-B, 12N24-3
4				PTX15LBS-FS, PTX20BS-FS, PTX20LBS-FS, PIX50LBS-FS, PTX14AH-BS, PTX14AHL-BS, PTX15L-BS, PTX16-BS, PTX18L-BS, PTX20-BS, PTX20L-BS, PIX50-BS, PIX50L-BS, CB12C-A, CB16B-A, C50-N18L-A3, CB30L-B, CB30CL-B
5				PTX4LBS-FS, PTX5LBS-FS, PTZ5S, PTX7ABS-FS, PTX7LBS-FS, PTZ7S, PTX9BS-FS, PTX12BS-FS, PTX14BS-FS, PTX14LBS-FS, PTX19CLB-FS, PIX30LBS-FS, PIX30CLB-FS, PTX4L-BS, PTX5L-BS, PTX7A-BS, PTX7L-BS, PTX9-BS, PTX12-BS, PTX14-BS, PTX14L-BS, PTX19CL-BS, PIX30L-BS, PIX30CL-BS, CB4L-A, CB4L-B, CB16CL-B
6				PTX19BS-FS, PTX19LBS-FS, PTX19-BS, PTX19L-BS, CB16-B-LM, CB16HL-A-LM, CB3L-A, CB3L-B, CB5L-B, CB7-A, CB9-B, CB9A-A, CB9L-B, CB10L-B, CB12A-A, CB12AL-A, CB12A-B, CB14A-A, CB16-B, CB16L-B, 6N6-3B, 6N6-3B-1, 6CB8L-B, 6N11-2D, 6N11A-1B, 6N12A-2D, B38-6A, B39-6, B54-6, 12N5-3B, 12N5-4B, 12N5.5-3B, 12N5.5A-3B, 12N7-4A, 12N7-3B, 12N7D-3B, 12N7-4B, 12N9-3A-1, 12N9-3B, 12N9-4B-1, 12N10-3A, 12N10-3A-1, 12N12A-4A-1
7				C50-N18L-A-LM, CB16B-A1, HCB16A-AB, CB18-A, CB18L-A, C50-N18A-A, SC50-N18L-AT
8				CB10A-A2, CB10L-A2, CB10L-B2, CB12AL-A2, CB12B-B2, CB14A-2, CB14A-A2, CB14B-2, CB14L-A2, CB14L-B2, SCB14L-A2, SCB14L-B2, 12N11-3A-1, 12N14-3A
9				CHD4-12
10				51814, 51913, 53030
11				PT7B-4, PT9B-4, PTZ10S, PT12B-4, PTZ12S, PT14B-4, PTZ14S, PTR9-BS, PTX12A-BS
12				PTR4A-BS
13				PTX4B-BS

BATTERY SPECIFICATIONS

FACTORY ACTIVATED MAINTENANCE FREE

Table with columns: Type, Voltage (V), Capacity at 10HR (Ah), CCA @ 0° F (-18j C), Apprx. Weight w/ Acid (Lbs.), Acid Volume (Oz.), Regular Charge Current (Ah), Terminal Type (See Page 6), Dimensions in Inches (+/- 1/16 In.) (Length, Width, Height), Dimensions In Millimeters (+/- 2 mm.) (Length, Width, Height), Assembly Figure (per cover polarity).

SEALED MAINTENANCE FREE

Table with columns: Type, Voltage (V), Capacity at 10HR (Ah), CCA @ 0° F (-18j C), Apprx. Weight w/o Acid (Lbs.), Acid Volume (Oz.), Regular Charge Current (Ah), Terminal Type (See Page 6), Dimensions in Inches (+/- 1/16 In.) (Length, Width, Height), Dimensions In Millimeters (+/- 2 mm.) (Length, Width, Height), Assembly Figure (per cover polarity).

LOW MAINTENANCE

Table with columns: Type, Voltage (V), Capacity at 10HR (Ah), CCA @ 0° F (-18j C), Apprx. Weight w/o Acid (Lbs.), Acid Volume (Oz.), Regular Charge Current (Ah), Terminal Type (See Page 6), Dimensions in Inches (+/- 1/16 In.) (Length, Width, Height), Dimensions In Millimeters (+/- 2 mm.) (Length, Width, Height), Assembly Figure (per cover polarity).

HIGH PERFORMANCE

Table with columns: Type, Voltage (V), Capacity at 10HR (Ah), CCA @ 0° F (-18j C), Apprx. Weight w/o Acid (Lbs.), Acid Volume (Oz.), Regular Charge Current (Ah), Terminal Type (See Page 6), Dimensions in Inches (+/- 1/16 In.) (Length, Width, Height), Dimensions In Millimeters (+/- 2 mm.) (Length, Width, Height), Assembly Figure (per cover polarity).

BATTERY SPECIFICATIONS

HIGH PERFORMANCE (Continued)

Type	Voltage (V)	Capacity at 10HR (Ah)	CCA @ 0° F (-18; C)	Apprx. Weight w/o Acid (Lbs.)	Acid Volume (Oz.)	Regular Charge Current (Ah)	Terminal Type (See Page 6)	Dimensions in Inches (+/- 1/16 In.)			Dimensions in Millimeters (+/- 2 mm.)			Assembly Figure (per cover polarity)
								Length	Width	Height	Length	Width	Height	
CB7L-B	12	8	90	5.1	20.3	0.8	3	5 5/16	3	5 1/4	135	75	133	
CB9-B	12	9	130	5.3	20.3	0.9	6	5 5/16	3	5 1/2	135	75	139	
CB9A-A	12	9	130	5.3	20.3	0.9	6	5 5/16	3	6 1/8	135	75	155	
CB9L-A2	12	9	130	5.3	20.3	0.9	2	5 5/16	3	5 1/2	135	75	139	
CB9L-B	12	9	130	5.3	20.3	0.9	6	5 5/16	3	5 1/2	135	75	139	
CB10A-A2	12	11	160	7.0	27.0	1.1	8	5 5/16	3 9/16	6 1/8	135	90	155	
CB10L-A2	12	11	160	7.0	27.0	1.1	8	5 5/16	3 9/16	5 3/4	135	90	145	
CB10L-B	12	11	160	7.0	27.0	1.1	6	5 5/16	3 9/16	5 3/4	135	90	145	
CB10L-B2	12	11	160	7.0	27.0	1.1	8	5 5/16	3 9/16	5 3/4	135	90	145	
CB12A-A	12	12	165	6.8	27.0	1.2	6	5 5/16	3 3/16	6 5/16	134	80	160	
CB12AL-A	12	12	165	6.8	25.4	1.2	6	5 5/16	3 3/16	5 5/16	134	80	160	
CB12AL-A2	12	12	165	6.8	25.4	1.2	8	5 5/16	3 3/16	6 5/16	134	80	160	
CB12A-B	12	12	165	6.8	25.4	1.2	6	5 5/16	3 3/16	6 5/16	134	80	160	
CB12B-B2	12	13	165	7.1	27.0	1.2	8	6 5/16	3 9/16	5 1/8	160	90	130	
CB12C-A	12	13	165	7.1	27.0	1.2	4	5 5/16	3 3/16	6 7/8	134	80	175	
CB14-A2	12	14	190	7.6	30.4	1.4	8	5 5/16	3 1/2	6 9/16	134	89	166	
CB14A-A	12	14	190	7.9	30.4	1.4	6	5 5/16	3 1/2	6 15/16	134	89	176	
CB14A-A2	12	14	190	7.9	30.4	1.4	8	5 5/16	3 1/2	6 15/16	134	89	176	
CB14-B2	12	14	190	7.6	30.4	1.4	8	5 5/16	3 1/2	6 9/16	134	89	166	
CB14L-A1	12	14	190	7.6	30.4	1.4	1	5 5/16	3 1/2	6 9/16	134	89	166	
CB14L-A2	12	14	190	7.6	30.4	1.4	8	5 5/16	3 1/2	6 9/16	134	89	166	
CB14L-B2	12	14	190	7.6	30.4	1.4	8	5 5/16	3 1/2	6 9/16	134	89	166	
SCB14L-A2*	12	14	190	7.6	30.4	1.4	8	5 5/16	3 1/2	6 9/16	134	89	166	
SCB14L-B2*	12	14	190	7.6	30.4	1.4	8	5 5/16	3 1/2	6 9/16	134	89	166	
CB16-B	12	19	240	10.5	40.6	1.9	6	6 7/8	4	6 1/8	175	100	155	
CB16B-A	12	16	175	8.4	33.8	1.6	4	6 5/16	3 9/16	6 3/8	160	90	161	
CB16B-A1	12	16	175	8.4	33.8	1.6	7	6 5/16	3 9/16	6 3/8	160	90	161	
CB16AL-A2	12	16	175	8.6	37.2	1.6	2	8 1/8	2 13/16	6 7/16	207	71.5	164	
CB16CL-B	12	19	240	10.1	40.6	1.9	5	6 7/8	4	6 7/8	175	100	175	
CB16L-B	12	19	240	10.5	40.6	1.9	6	6 7/8	4	6 1/8	175	100	155	
HCB16A-AB	12	16	150	8.5	30.4	1.6	7	6	3 5/8	7 1/16	151	91	180	
CB18-A	12	18	235	9.4	40.6	1.8	7	7 1/8	3 9/16	6 3/8	180	90	162	
CB18L-A	12	18	235	9.4	40.6	1.8	7	7 1/8	3 9/16	6 3/8	180	90	162	
C50-N18A-A	12	20	260	11.2	50.7	2.0	7	8 1/8	3 9/16	6 15/16	205	90	176	
C50-N18L-A3	12	20	260	11.2	47.3	2.0	4	8 1/8	3 9/16	6 3/8	205	90	162	
SC50-N18L-AT*	12	20	260	11.2	47.3	2.0	7	8 1/8	3 9/16	6 3/8	205	90	162	
C60-N24-A	12	28	280	14.4	57.5	2.8	3	7 1/4	4 7/8	6 7/8	184	124	175	
C60-N24L-A	12	28	280	14.4	57.5	2.8	3	7 1/4	4 7/8	6 7/8	184	124	175	
C60-N24AL-B	12	28	280	14.4	57.5	2.8	3	7 1/4	4 7/8	6 7/8	184	124	175	
CB30L-B	12	30	300	14.1	57.5	3.0	4	6 5/8	5 3/16	6 15/16	168	132	176	
CB30CL-B	12	30	300	14.5	57.5	3.0	4	6 5/8	5 3/16	7 9/16	168	132	192	
51814	12	19*	190	9.4	33.8	1.3	10	7 7/16	3 1/4	6 7/8	186	82	171	
51913	12	19*	190	9.4	33.8	1.9	10	7 7/16	3 1/4	6 7/8	186	82	171	
53030	12	30*	300	16.1	54.1	3.0	10	7 7/16	5 1/8	6 7/8	186	130	171	

CONVENTIONAL 6 VOLT

Type	Voltage (V)	Capacity at 10HR (Ah)	CCA @ 0° F (-18; C)	Apprx. Weight w/o Acid (Lbs.)	Acid Volume (Oz.)	Regular Charge Current (Ah)	Terminal Type (See Page 6)	Dimensions in Inches (+/- 1/16 In.)			Dimensions in Millimeters (+/- 2 mm.)			Assembly Figure (per cover polarity)
								Length	Width	Height	Length	Width	Height	
6N2-2A	6	2	—	1.0	3.4	0.2	—	2 3/4	1 7/8	3 3/4	70	47	96	
6N2-2A-1	6	2	—	1.0	3.4	0.2	—	2 3/4	1 7/8	3 3/4	70	47	96	
6N2-2A-3	6	2	—	1.0	3.4	0.2	—	2 3/4	1 7/8	3 3/4	70	47	96	
6N2-2A-4	6	2	—	1.0	3.4	0.2	—	2 3/4	1 7/8	3 3/4	70	47	96	
6N2-2A-8	6	2	—	1.0	3.4	0.2	—	2 3/4	1 7/8	3 3/4	70	47	96	
6N2A-2C	6	2	—	1.0	3.4	0.2	—	2 3/4	1 7/8	4 3/16	70	47	106	
6N2A-2C-3	6	2	—	1.0	3.4	0.2	—	2 3/4	1 7/8	4 3/16	70	47	106	
6N4-2A	6	4	—	1.3	6.8	0.4	—	2 13/16	2 13/16	3 3/4	71	71	96	
6N4-2A-2	6	4	—	1.3	6.8	0.4	—	2 13/16	2 13/16	3 3/4	71	71	96	
6N4-2A-3	6	4	—	1.3	6.8	0.4	—	2 13/16	2 13/16	3 3/4	71	71	96	
6N4-2A-4	6	4	—	1.3	6.8	0.4	—	2 13/16	2 13/16	3 3/4	71	71	96	
6N4-2A-5	6	4	—	1.3	6.8	0.4	—	2 13/16	2 13/16	3 3/4	71	71	96	
6N4-2A-8 (6)	6	4	—	1.3	6.8	0.4	—	2 13/16	2 13/16	3 3/4	71	71	96	
6N4A-4D	6	4	—	1.7	6.8	0.4	—	2 3/8	2 1/4	5 1/8	61	57	131	
6N4B-2A	6	4	—	1.7	6.8	0.4	—	4	1 7/8	3 3/4	102	48	96	
6N4B-2A-3	6	4	—	1.7	6.8	0.4	—	4	1 7/8	3 3/4	102	48	96	
6N4B-2A-5	6	4	—	1.7	6.8	0.4	—	4	1 7/8	3 3/4	102	48	96	
6N4C-1B	6	4	—	1.7	6.8	0.4	—	2 13/16	2 13/16	4 1/8	71	71	105	
6N5.5-1D	6	5.5	—	1.8	10.1	0.6	—	3 9/16	2 3/4	3 15/16	90	70	100	
6N5.5-1D-1	6	5.5	—	1.8	10.1	0.6	—	3 9/16	2 3/4	3 15/16	90	70	100	
6N6-1B	6	6	—	2.0	10.1	0.6	—	3 7/8	2 1/4	4 3/8	99	57	111	
6N6-1D-2	6	6	—	2.0	10.1	0.6	—	3 7/8	2 1/4	4 3/8	99	57	111	
6N6-3B	6	6	—	2.0	10.1	0.6	6	3 7/8	2 1/4	4 3/8	99	57	111	
6N6-3B-1	6	6	—	2.0	10.1	0.6	6	3 7/8	2 1/4	4 3/8	99	57	111	
6CB8L-B	6	8	—	3.0	10.5	0.8	6	4 3/4	2 3/4	3 3/4	120	70	95	
6N11-2D	6	11	—	3.5	13.5	1.1	6	5 7/8	2 3/4	3 15/16	150	70	100	
6N11A-1B	6	11	—	3.5	13.5	1.1	6	4 13/16	2 7/16	5 1/8	122	62	131	
6N12A-2D	6	12	—	3.8	15.2	1.2	6	6 1/8	2 1/4	4 9/16	156	57	116	
B38-6A	6	13	—	4.7	21.0	1.3	6	4 11/16	3 1/4	6 15/16	119	83	161	
B39-6	6	7	—	2.8	10.1	0.7	6	4 15/16	1 7/8	4 15/16	126	48	126	
B54-6	6	12	—	3.8	16.9	1.2	6	6 1/8	2 1/4	4 9/16	156	57	116	

* This battery includes a sensor

† Sensor available for this battery

BATTERY SPECIFICATIONS

CONVENTIONAL 12 VOLT

Table with columns: Type, Voltage (V), Capacity at 10HR (Ah), CCA @ 0° F (-18° C), Apprx. Weight w/o Acid (Lbs.), Acid Volume (Oz.), Regular Charge Current (Ah), Terminal Type (See Page 6), Dimensions in Inches (Length, Width, Height), Dimensions in Millimeters (Length, Width, Height), Assembly Figure (per cover polarity).

LAWN & GARDEN

Table with columns: Type, Voltage (V), Capacity at 10HR (Ah), CCA @ 0° F (-18° C), Apprx. Weight w/o Acid (Lbs.), Acid Volume (Oz.), Regular Charge Current (Ah), Dimensions in Inches (Length, Width, Height), Dimensions in Millimeters (Length, Width, Height), Assembly Figure (per cover polarity).

* @ 20 hr. rate

MOTORCYCLE BATTERY APPLICATIONS

BUELL

Table with columns: cc, Model, Year, Factory Sealed Maintenance Free, Sealed Maintenance Free, High Performance, Conventional.

CANNONDALE

Table with columns: cc, Model, Year, Factory Sealed Maintenance Free, Sealed Maintenance Free, High Performance, Conventional.

EXCELSIOR-HENDERSON

Table with columns: cc, Model, Year, Factory Sealed Maintenance Free, Sealed Maintenance Free, High Performance, Conventional.

HARLEY-DAVIDSON

Table with columns: cc, Model, Year, Factory Sealed Maintenance Free, Sealed Maintenance Free, High Performance, Conventional.

HARLEY-DAVIDSON (Continued)

Table with columns: cc, Model, Year, Factory Sealed Maintenance Free, Sealed Maintenance Free, High Performance, Conventional.

HONDA

Table with columns: cc, Model, Year, Factory Sealed Maintenance Free, Sealed Maintenance Free, High Performance, Conventional.

* Must use adaptor kit available from Buell.

† Must use factory activated battery.

MOTORCYCLE BATTERY APPLICATIONS

HONDA (Continued)

cc	Model	Year	Factory Sealed, Maintenance Free	Sealed Maintenance Free	High Performance	Conventional
	1100A	91-02	PTX14BS-FS	PTX14-BS		
	VF1100C V65					
	Magna	83-86	PTX20BS-FS#	PTX20-BS#	CB18-A	
	VF1100S V65 Sabre	84-85	PTX20LBS-FS#	PTX20L-BS#	CB18L-A	
	VT1100 Shadow					
	C2 Sabre	00-05	PTX14BS-FS	PTX14-BS		
	VT1100C,C3,					
	T Shadow (Spirit,					
	Aero, A.C.E. Tourer)	01-05	PTX14BS-FS	PTX14-BS		
	VT1100C,C3,					
	T Shadow (Spirit,					
	Aero, A.C.E. Tourer)	98-00	PTZ14S		HCB16A-AB	
	VT1100C					
	ShadowSpirit	85-97	PTZ14S		HCB16A-AB	
	VT1100C2 Shadow					
	A.C.E.	95-99	PTZ14S		HCB16A-AB	
1000	CB1000	94-95	PTX12BS-FS	PTX12-BS		
	CB1000C Custom	83		PTX14AHL-BS	CB14L-A2	
	CB1000F Hurricane	87-96		PTX14AHL-BS	CB14L-B2	
	CBR1000RR	04-05	PTZ10S			
	CBX1000					
	Super Sport	79-82	PTX20LBS-FS#	PTX20L-BS#	CB18L-A	
	CBX1000					
	Super Sport (Opt)	82	PIX50LBS-FS	PTX18L-BS	C50-N18L-A-LM	C50-N18L-A3
	GL1000 Gold Wing	75-79	PIX50LBS-FS	PTX18L-BS	C50-N18L-A-LM	C50-N18L-A3
	RVT1000R RC51	00-05	PTZ12S			
	VTR1000F					
	Super Hawk	01-04	PTZ12S			
	VTR1000					
	Super Hawk	97-00	PTX12BS-FS	PTX12-BS		
	VF1000R,F	84-86			CB16B-A	
954	CBR954RR	02-03	PTZ10S			
929	CBR929RR,RE	00-01	PTZ10S			
919	CB900F (919)	02-04	PTZ10S			
900	CB900C,F	80-82		PTX14AHL-BS	CB14L-A2	
	CBR900,RR	93-99	PTX9BS-FS	PTX9-BS		
800	PC800 Pacific Coast	89-98	PTX12BS-FS	PTX12-BS		
	VFR800,					
	A Interceptor, ABS	02-05	PTZ12S			
	VF800FI Interceptor	98-01	PTX12BS-FS	PTX12-BS		
	VT800C Shadow	88		PTX14AH-BS	CB14-B2	
750	CB750 Nighthawk	91-03		PTX14AH-BS	CB14A-2	
	CB750A Hondomatic	76-78	PIX50LBS-FS	PTX18L-BS	C50-N18L-A-LM	C50-N18L-A3
	CB750C Custom	80-82		PTX14AHL-BS	CB14L-A2	
	CB750F Super Sport	75-82		PTX14AHL-BS	CB14L-A2	
	CB750K Four	69-82		PTX14AHL-BS	CB14L-A2	12N14-3A
	CB750C Limited Ed.	79		PTX14AHL-BS	CB14L-A2	
	CB750C Nighthawk	82-83		PTX14AHL-BS	CB14L-A2	
	RVF750R (RC45)	94	PTX9BS-FS	PTX9-BS		
	VF750C V45 Magna	88			CB12A-A	
	VF750C V45 Magna	82-83		PTX14AH-BS	CB14A-2	
	VF750C,C2,					
	D Magna	94-03	PTX12BS-FS	PTX12-BS		
	VF750F V45					
	Interceptor	83-84		PTX14AH-BS	CB14A-2	
	VF750S V45 Sabre	82-83		PTX14AHL-BS*	SCB14L-A2*	CB12A-B
	VF750F Interceptor	86				
	VFR750F	90-97	PTX12BS-FS	PTX12-BS		
	VFR750R (RC30)	90	PTX9BS-FS	PTX9-BS		
	VT750C,CA	04-05	PTZ12S			
	VT750C Shadow	98-00	PTX14BS-FS	PTX14-BS		
	VT750CD,CD2					
	Shadow Deluxe					
	VT750CDA,B,C,	98-02	PTX14BS-FS	PTX14-BS		
	D Shadow					
	A.C.E. Deluxe	02-03	PTX14BS-FS	PTX14-BS		
	VT750C Shadow	83			HCB16A-AB	
	VT750DC Shadow					
	Spirit	01-05	PTZ14S			
700	CB700SC					
	Nighthawk S	84-86			CB14L-A1	
	VF700C Magna	87			CB12A-A	
	VF700C Magna	84-86		PTX14AH-BS	CB14A-2	
	VF700F Interceptor	84-85		PTX14AH-BS	CB14A-2	
	VF700S Sabre	84-85		PTX14AHL-BS	CB14L-A2	
	VF700F Interceptor	86-87			CB12A-B	
	VT700C Shadow	86-87		PTX14AH-BS	CB14-B2	
	VT700C Shadow	84-85			HCB16A-AB	
650	CB650, Custom	79-82			CB12A-A	
	CB650SC					
	Nighthawk	83-85			CB12AL-A	
	CB650SC					
	Nighthawk	82			CB12A-A	
	CX650C Custom	83		PTX14AH-BS	CB14A-2	
	CX650T Turbo	83		PTX14AHL-BS	CB14L-A2	
	GL650I Silver					
	Wing Interstate	83		PTX14AHL-BS	CB14L-A2	
	NT650 Hawk GT	88-91	PTX9BS-FS	PTX9-BS		

HONDA (Continued)

cc	Model	Year	Factory Sealed, Maintenance Free	Sealed Maintenance Free	High Performance	Conventional
	NT650V				PTX9-BS	
	NX650	88-89	PTX9BS-FS	PTX9-BS		
	SLR650			PTX9-BS		
	Vigor 650			PTX9-BS		
	XR650L	93-05	PTX9BS-FS	PTX9-BS		
600	CB600F	04	PTX7LBS-FS	PTX7L-BS		
	CBR600	87-00	PTX9BS-FS	PTX9-BS		
	CBR600F4i, 600RR	01-05	PTZ10S			
	VT600C,CD					
	Shadow Deluxe	04-05	PTZ10S			
	VT600C,CD Shadow					
	Deluxe, VLX	88-03	PTX9BS-FS	PTX9-BS		
	XL600R	83-87			CB3L-A	
	XL600V Transalp	89-90			CB12A-B	
550	CB550 Four, K, SS	74-78			CB12A-A	12N12A-4A-1
	CB550SC					
	Nighthawk	83			CB12AL-A	
500	CB500 Four, Twin	71-76			CB12A-A	12N12A-4A-1
	CB500, C,D,T	78-82		PTX14AHL-BS	CB14L-A2	
	FT500 Ascot	82-83		PTX14AHL-BS	CB14L-A2	
	GB500	89-90			CB12A-B	
	GL500,I Silver Wing	81-82		PTX14AHL-BS	CB14L-A2	
	VF500C V30 Magna	84-85			CB12A-A	
	VF500F Interceptor	84-86			CB12A-A	
	VF500C Shadow	83-86			CB12A-A	
	VF500T Ascot	83-84			CB12A-A	
	XL500R	82			CB3L-A	
	XL500S	79-81			6N4-2A-4	
450	CB450, SS	67-74			CB12A-A	12N12A-4A-1
	CB450SC					
	Nighthawk,T	82-86			CB12A-A	
	CL450 Scrambler	67-74			CB12A-A	12N12A-4A-1
	CMX450C					
	Hondomatic,E	82-83			CB12A-A	
	CMX450C Rebel	86-87			CB12A-A	
400	CB400F CB-1	89-90	PTX9BS-FS	PTX9-BS		
	CB400F Super Sport	75-77			CB12A-A	12N12A-4A-1
	CB400T Hawk,					
	HawkII	78-81			CB12A-A	
	CB400TI Hawk I	78-79			CB9-B	12N9-4B-1
	CM400 (All)	79-81			CB12A-A	
360	CB360, G, T	74-76			CB12A-A	12N12A-4A-1
	CJ360T	76-77			CB9-B	12N9-4B-1
	CL360 Scrambler	74-75			CB12A-A	12N12A-4A-1
350	CB350 Super					
	Sport4	68-74			CB12A-A	12N12A-4A-1
	CL350 Scrambler	68-73			CB12A-A	12N12A-4A-1
	SL350 Motosport	70-73			12N5-4B	
	SL350 Motosport	69-70			CB12A-A	12N12A-4A-1
	XL350	74-78			6N6-3B	
	XL350R	84-85			CB3L-A	
305	CA77 Dream					
	Touring (late)	63-69			12N9-3A-1	
	CB77 Super hawk	61-68			12N9-3A-1	
	CL77 Scrambler	65-68			12N5-4B	
250	CA72 Dream					
	Touring (late)	63-66			12N9-3A-1	
	CB250 Nighthawk	91-05	PTX7LBS-FS	PTX7L-BS		
	CL72 Hawk	61-66			12N9-3A-1	
	CL72 Scrambler	62-65			12N5-4B	
	CM250C Custom	82-83			CB9-B	
	CMX250C Rebel	96-05	PTX7LBS-FS	PTX7L-BS		
	LTD	85-87			CB9L-B	
	CRF250X	04-05	PTX5LBS-FS	PTX5L-BS		
	MT250 Elsinore	74-76			6N6-3B	
	NX250	88-90	PTX7LBS-FS	PTX7L-BS		
	VTR250					
	Interceptor VTR	88-90			CB9-B	
	XL250	72-76			6N6-3B	
	XL250R	82-87			CB3L-A	
	XL250S	78-81			6N4-2A-4	
	XL250L	91-96	PTX4LBS-FS	PTX4L-BS		
230	CRF230F	03-05	PTZ7S	PTX5L-BS		
200	CB200	74-76			CB9-B	12N9-4B-1
	CL, CB200					
	Scrambler	74			CB9-B	12N9-4B-1
	CM200T Twinstar	81-82			CB9-B	12N9-4B-1
	CM200T Twinstar	80			6N12A-2D	
	TLR200 Reflex	86-87	PTX4LBS-FS	PTX4L-BS		
	TR200 Fat Cat	87	PTX7ABS-FS	PTX7A-BS		
	TR200 Fat Cat	86	PTX9BS-FS	PTX9-BS		
	XL200R	83-84			CB3L-A	
185	CM185T Twinstar	78-79			6N12A-2D	
	XL185S	79-83			6N4-2A-4	
175	CA175 Touring					
	(CD175)	68-69			B54-6	
	CA175 Touring					

The PTX20 series batteries may be used as an optional upgrade, but some modification to the hold down may be necessary. See battery label for retrofit cautions.

+ Eliminates need for sensor (needs to be disabled).
• This battery includes a sensor.

MOTORCYCLE BATTERY APPLICATIONS

HONDA (Continued)

Table with columns: cc, Model, Year, Factory Sealed Maintenance Free, Sealed Maintenance Free, High Performance, Conventional. Lists various Honda models and their battery specifications.

KAWASAKI

Table with columns: cc, Model, Year, Factory Sealed Maintenance Free, Sealed Maintenance Free, High Performance, Conventional. Lists various Kawasaki models and their battery specifications.

INDIAN

Table with columns: cc, Model, Year, Factory Sealed Maintenance Free, Sealed Maintenance Free, High Performance, Conventional. Lists Indian models and their battery specifications.

The PTX20 series batteries may be used as an optional upgrade, but some modification to the hold down may be necessary. See battery label for retrofit cautions. + Eliminates need for sensor (needs to be disabled).

* This battery includes a sensor. ** When ordering this battery, specify sensor. ++ Must use existing terminal adaptor.

MOTORCYCLE BATTERY APPLICATIONS

KAWASAKI (Continued)

cc	Model	Year	Factory Sealed, Maintenance Free	Sealed Maintenance Free	High Performance	Conventional
	7RR	91-97	PTX9BS-FS	PTX9-B		
	ZX750-P Ninja					
	ZX-7R	96-03	PTX12BS-FS	PTX12-B		
700	KZ700-A	84			CB12A-A	
	VN700-A Vulcan	85			PTX14AHL-BS CB14L-A2	
	ZN700-A LTD	84-85			PTX14AHL-BS CB14L-A2	
650	KL650-A, KLR	87-05			PTX14AHL-BS CB14L-A2	
	KL650-B, Tengai	90-91			PTX14AHL-BS CB14L-A2	
	KLX650C,R	93-96	PTX9BS-FS	PTX9-B		
	KZ650SR, LTD, Custom	77-80			CB10L-A2	
	KZ650-H CSR	81-83			CB12A-A	
	W Series	66-70			CB7L-B	12N7-3B
	W650	00-02	PTX14BS-FS	PTX14-B		
636	ZX636-B Ninja					
	ZX-6R	03-04	PTX9BS-FS	PTX9-B		
600	KL600-A KLR	84			CB4L-A	
	KL600-B KLR	85-86			PTX14AHL-BS CB14L-A2	
	ZL600(All)	86-97			CB12A-A	
	ZX600-A,B,C, D Ninja	85-96			CB12A-A	
	ZX600-E,F Ninja					
	ZX-6,6R	93-02	PTX12BS-FS	PTX12-B		
	ZX600-G,J Ninja					
	ZX-6R/ZZR	98-02	PTX9BS-FS	PTX9-B		
	ZX-6R/ZZR	05	PTX9BS-FS	PTX9-B		
	ZX600-K,M Ninja					
	ZX6RR	03-04	PTX9BS-FS	PTX9-B		
	ZZR600	02-04	PTX12BS-FS	PTX12-B		
550	KZ550, LTD, GP	80-83			CB12A-A	
	KZ550-F LTD	84			CB12A-A++	
	KZ550-F Spectre	83			CB12A-A++	
	KZ550-H GP	82-83			CB12A-A**	
	ZR550-B Zephyr	90-92			CB12A-A	
	ZX550-A GPz	84-86			CB12A-A**	
500	EN500-A Vulcan	90-96			CB12A-A	
	EN500-C Vulcan					
	LTD	96-05			CB12AL-A2	
	EX500-A	87-93			PTX14AHL-BS CB14L-A2	
	EX500-D Ninja500R	94-05			PTX14AHL-BS CB14L-A2	
	H1 Series	73-75			CB9L-B	12N9-3B
	H1 Series	69-72			CB9-B	12N9-4B-1
	KH500-A	76			CB9L-B	12N9-3B
450	EN450-A 454 LTD	85-90			CB12A-A	
440	KZ440 (All)	80-83			CB12A-A	
400	KH400-A	76-78				12N5.5-4A
	KLX400R					
	KLX400SR	03-04	PT7B-4			
	KZ400 Deluxe	77-79			CB12A-A	12N12A-4A-1
	KZ400-C	78				12N5.5-4A
	KZ400-D, H	74-79			CB12A-A	12N12A-4A-1
	KZ400-S	75-77				12N5.5-4A
	S3 Series	74-75				12N5.5-4A
350	A7 Series	66-71			CB9-B	12N9-4B-1
	F5 Series	70-71				6N2-2A-3
	F9 Sreies	73-75				6N4B-2A-3
	F9 Sreies	72				6N2-2A-3
	S2 Series	72-73				12N5.5-4A
305	EX305-B GP	83			CB9L-A2	
	KZ305CSR, LTD	81-88			CB10L-A2	
250	A1 Series	66-71			CB9-B	12N9-4B-1
	EL250, HS	88-93			CB9L-A2	
	EX250 Ninja	95-05	PTX7LBS-FS	PTX7L-B		
	EX250 Ninja	86-94			CB9L-A2	
	F4 Series	69-70				12N5.5-4A
	F8 Series	71-72				6N2-2A-3
	F11 Series	73-75				6N4B-2A-3
	KE250-B	77-79				6N6-1D-2
	KH250-A	76				12N5.5-4A
	KL250 Super Sherpa	00-04	PTX7LBS-FS	PTX7L-B		
	KL250	78-84				6N6-1D-2
	KL250-D KLR	85-05			CB4L-A	
	KZ250 CSR, LTD	80-83			CB10L-A2	
	S1 Series	73-75				12N5.5-4A
200	KZ200-A	78-79			CB10L-B	
175	F7 Series	71-75				6N4-2A-5
	KE175-B	76-78				6N6-1D-2
125	BN125	01-05			CB9-B	
	F6 Series	71-73				6N4-2A-5
	KE125-A	76-83				6N6-1D-2
	KS125 Series	74-75				6N6-1D-2
120	C2SS RoadRunner	67-69				6N4-2A-3
	C2TR RoadRunner	67-69				6N4-2A-3
100	G3SS Series	75				6N4-2A-5
	G3TR Series	71				6N4-2A-3*
	G4TR Series	73-75				6N4-2A-5
	G4TR Series	70-72				6N4-2A-3
	G5 Series	74-75				6N4-2A-5

+ Eliminates need for sensor (needs to be disabled).

* This battery includes a sensor.

** When ordering this battery, specify sensor.

KAWASAKI (Continued)

cc	Model	Year	Factory Sealed, Maintenance Free	Sealed Maintenance Free	High Performance	Conventional
	G5 Series	72-73				6N4-2A-3
	KE100-A	79-81				6N6-1D-2
	KE100-A	76-78				6N4-2A-5
	KE100-B	82-01				6N6-1D-2
	KH100-B	76-77				6N4-2A-5
	KM100-A	79-81				6N6-1D-2
	KM100-A	76-78				6N4-2A-5
	KV100-A	76				6N4-2A-5
90	G3SS Series	73-74				6N4-2A-5
	G3SS Series	69-72				6N4-2A-3*
	G3TR Series	69-70				6N4-2A-3*
	MC1 Series	73-75				6N4-2A-5

POLARIS VICTORY

cc	Model	Year	Factory Sealed, Maintenance Free	Sealed Maintenance Free	High Performance	Conventional
1507	V92C, DC Classic, Deluxe, Cruiser	98-04	PTX20LBS-FS	PTX20L-B		
	V92SC					
	Sport Cruiser	00-01	PTX20LBS-FS	PTX20L-B		
	V92TC					
	Touring Cruiser	02-05	PTX20LBS-FS	PTX20L-B		
	Vegas, Kingpin, 8-ball, Hammer	03-05	PTX20LBS-FS	PTX20L-B		

SUZUKI

cc	Model	Year	Factory Sealed, Maintenance Free	Sealed Maintenance Free	High Performance	Conventional
1600	Marauder, Boulevard M95	04-05			PTX16-B	
1500	VL1500 Intruder, C90, T	98-05			PTX16-B-1	
1400	GV1400GC, D, T Cavalcade	86-88	PIX50LBS-FS+	PIX50L-B	SC50-N18L-AT*	
	VS1400GL Intruder, GLP, S83	87-05			PTX16-B-1	
1300	GSX1300R					
	Hayabusa	99-05			PTX12A-B	
1200	GSF1200, S Bandit	97-04	PTX12BS-FS	PTX12-B		
	GV1200GL Madura	85-86			PTX14AHL-BS CB14L-B2	
1150	GS1150E, S	83-86			PTX14AHL-BS+ SCB14L-B2*	
1100	GS1100E, S	80-83			PTX14AHL-BS+ SCB14L-A2*	
	GS1100G, K, L, Katana	82-84			PTX14AHL-BS CB14L-A2	
	GSX-R1100	86-92			PTX14AHL-BS CB14L-A2	
	GSX-R1100	93-98	PTX12BS-FS	PTX12-B		
	GSX1100F Katana	88-93			PTX14AHL-BS CB14L-B2	
	GSX1100G	91-93	PTX14BS-FS	PTX14-B		
1000	DL1000 V-Strom	02-05	PTX14BS-FS	PTX14-B		
	GS1000	78-82			PTX14AHL-BS CB14L-A2	
	GSX-R1000	01-04	PTX12BS-FS	PTX12-B		
	SV1000,S	03	PTX14BS-FS	PTX14-B		
	TL1000R	98-03			PTX12A-B	
	TL1000S	97-01	PTX12BS-FS	PTX12-B		
900	RF900, R, S, ZS	94-97	PTX9BS-FS	PTX9-B		
850	GS850G, GL	79-83			PTX14AHL-BS CB14L-A2	
800	VL800 Intruder					
	Volusia Boulevard					
	C50, T, M50	01-05	PTX12BS-FS	PTX12-B		
	VS800 GL, S Intruder, S50	92-05				CB16B-A1
	VX800	90-93				CB16B-A
	VZ800 Marauder	97-03	PTX12BS-FS	PTX12-B		
750	GS750, Katana	77-83			PTX14AHL-BS CB14L-A2	
	GSX750F Katana	98-03	PTX9BS-FS	PTX9-B		
	GSX750F Katana	89-97			PTX14AHL-BS CB14L-B2	
	GSX-R750	00-03			PTX12A-B	
	GSX-R750	96-99	PTX9BS-FS	PTX9-B		
	GSX-R750	86-92			PTX14AHL-BS CB14L-A2	
	GSX-R750W	93-95	PTX9BS-FS	PTX9-B		
	GT750 LeMans	72-77			PTX14AHL-BS CB14L-A2	
	VS750GLP Intruder	88-91			CB16B-A1	
700	GS700E, GS700ES	85			PTX14AHL-BS CB14L-A2	
	GV700GL Madura	85			PTX14AHL-BS CB14L-B2	
	VS700GL Intruder	85-87			CB16B-A1	
650	DL650 V-Strom	04-05	PTX12BS-FS	PTX12-B		
	DR650S ER, ES	94-95	PTX12BS-FS	PTX12-B		
	R650S, N, P	92-93	PTX4LBS-FS	PTX4L-B		
	DR650S	90-91			CB5L-B	12N5-3B
	DR650SE	98-05	PTX9BS-FS	PTX9-B		
	DR650SE(CN)	96-97	PTX9BS-FS	PTX9-B		
	DR650SE	96-97			CB10L-B2	
	GR650 Tempter, X	83			PTX14AHL-BS CB14L-A2	
	GS650E	81-82			CB10L-A2	

++ Must use existing terminal adaptor.

* G3SS & G3TR models having the engine production #235611 and above, use a 6N4-2A-5 battery.

MOTORCYCLE BATTERY APPLICATIONS

SUZUKI (Continued)

Table with columns: cc, Model, Year, Factory Sealed Maintenance Free, Sealed Maintenance Free, High Performance, Conventional. Lists various Suzuki models and their battery specifications.

SUZUKI (Continued)

Table with columns: cc, Model, Year, Factory Sealed Maintenance Free, Sealed Maintenance Free, High Performance, Conventional. Continues Suzuki models and battery specifications.

YAMAHA

Table with columns: cc, Model, Year, Factory Sealed Maintenance Free, Sealed Maintenance Free, High Performance, Conventional. Lists various Yamaha models and their battery specifications.

+ Eliminates need for sensor (needs to be disabled).

+ This battery includes a sensor.

MOTORCYCLE BATTERY APPLICATIONS

YAMAHA (Continued)

cc	Model	Year	Factory Sealed, Maintenance Free	Sealed Maintenance Free	High Performance	Conventional
500	SR500	78-81			CB7L-B	12N7-3B
	TX500	73-74			PTX14AHL-BS	12N14-3A
	XS500	75-78			PTX14AHL-BS	12N14-3A
	XT500	76-81				6N6-3B-1
	XV500 Virago	83			CB12A-A	12N12A-4A-1
450	WR450F	03	PTZ7S			
400	DT400 Enduro	77-78				6N6-3B-1
	DT400 Enduro	75-76				6N4B-2A-3
	FZR400 (All)	88-90			CB12AL-A2	
	RD400	76-79				12N5.5A-3B
	XS400 (All)	80-83			CB12A-A	12N12A-4A-1
360	DT360 Enduro	74				6N4B-2A-3
	RT1, RT1B 360					
	Enduro	70-71				6N2-2A-3
	RT2, RT3 360					
	Enduro	72-73				6N4-2A-5
	XS360	76-78			CB12A-A	12N12A-4A-1
	XS360-2	77			CB7L-B	12N7-3B
350	BW350 Big Wheel	87-88			CB12B-B2	
	R3	69			CB5L-B	12N5-3B
	R5, R5B, R5C	70-72				12N5.5A-3B
	RD350	73-75				12N5.5A-3B
	RZ350	84-85				12N5.5-3B
	XT350	85-00			CB3L-B	
	YR2/C	68				12N5.5-3B
250	DS6B, DS6C	69-70			CB5L-B	12N5-3B
	DS7	72				12N5.5A-3B
	DT1 250 Enduro	68				6N2-2A-3
	DT1B,DT1C,					
	DT1E 250 Enduro	69-71				6N2-2A-3
	DT2 250 Enduro	72				6N4-2A-5
	DT250 Enduro	77-79				6N6-3B-1
	DT250 Enduro	74-76				6N4B-2A-3
	DT3 250 Enduro	73				6N4-2A-5
	RD250	73-75				12N5.5A-3B
	SR250 Exciter	80-82			CB12A-A	12N12A-4A-1
	SRX250	87			CB12A-A	12N12A-4A-1
	TTR250	99-03	PT7B-4			
	WR250F	03	PTX5LBS-FS	PTX5L-BS		
	XT250	84			CB3L-B	
	XT250	80-83				6N6-3B-1
	XV250 Virago	95-03			CB10L-A2	
	XV250 Route 66	88-90			CB10L-A2	
225	TTR225	99-03	PT7B-4			
	XT225	01-03	PTZ7S			
	XT225 Serow	92-00	PTX7LBS-FS	PTX7L-BS		
200	BW200E BigWheel (Elec.Start)	86-88			CB7C-A	
	CS3B, CS3C	70-71			CB9L-A2	12N9-3A-1
	CS5	72			CB9L-A2	12N9-3A-1
	RD200	74-76			CB9L-A2	12N9-3A-1

YAMAHA (Continued)

cc	Model	Year	Factory Sealed, Maintenance Free	Sealed Maintenance Free	High Performance	Conventional
	TW200 Trailway	87-03				CB7C-A
	XT200	82-83				6N4A-4D
	YCS1	68				12N9-3A-1
185	SR185 Exciter	81-82				CB7L-B
175	CT1, CT1B,					
	CT1C 175 Enduro	69-71				6N2-2A-3
	CT2, CT3					
	175 Enduro	72-73				6N4A-4D
	DT175 Enduro	78-81				6N6-3B-1
	DT175 Enduro	74-76				6N4B-2A-3
125	AS2C	69				12N5.5-3B
	AT1E, AT1B,					
	AT1C 125 Enduro	69-71				CB7L-B
	AT2, AT3					
	125 Enduro	72-73				CB7L-B
	DT125 Enduro	78-81				CB7L-B
	DT125 Enduro	74-76				CB7L-B
	RD125	75-76				12N5.5A-3B
	TTR125E/LE (Elec.Start)	03	PTX4LBS-FS	PTX4L-BS		
	XT125	82-83				6N4A-4D
	YAS1/C	68				12N5.5-3B
100	DT100 Enduro	77-83				6N4-2A-5
	DT100 Enduro	74-76				6N4B-2A-3
	L5T, L5TA	69-70				12N7-3B
	LS2	72				12N5.5A-3B
	LT2, LT3 100 Enduro	72-73				6N4A-4D
	RS100	75-76				6N4A-4D
	YL2C/CM	68				12N7-3B
	HS1, HS1B	70-71				12N5.5-3B
90	HT1, HT1B					
	90 Enduro	70-71				6N2-2A-3
	TTR90E (Elec.Start)	03		PTX4B-BS		
80	DT80 Mini Enduro	81-83				6N4-2A-5
	G65, G65B	70-71				6N4A-4D
	G7S	72				6N4A-4D
	GT1 Mini Enduro	73				6N4-2A-5
	GT80 Mini Enduro	74-80				6N4-2A-5
	LB80 Chappy	76-78				6N4-2A-5
	YG1	62-66				6N4A-4D
	YG5T, YG55	68-69				12N7-3B
60	JT2 Mini Enduro	72				6N2-2A-3
	RD60	73-75				6N4A-4D
50	DT50 Enduro	88-90				6N4B-2A-3
	LB50P Chappy	78-82				6N4-2A-5
	LC50 Champ	80-81				6N4-2A-5
	MJ50 Towy	82				6N4-2A-5
	QT50 Yamahaopper	79-87				6N4-2A-5
	RX50 Special	83-84				6N4-2A-5
	YSR50	87-92				6N4-2A-5

ALL TERRAIN VEHICLE BATTERY APPLICATIONS

AEON (BENZAI)

cc	Model	Year	Factory Sealed, Maintenance Free	Sealed Maintenance Free	High Performance	Conventional
100	Cobra/CX-Sport 100	All	PTX4LBS-FS	PTX4L-BS		
90	Cobra/CX-Sport 90	All	PTX4LBS-FS	PTX4L-BS		
50	Cobra/CX-Sport 50	All	PTX4LBS-FS	PTX4L-BS		

BOMBARDIER (Continued)

cc	Model	Year	Factory Sealed, Maintenance Free	Sealed Maintenance Free	High Performance	Conventional
200	Rally	03				CB14A-A2
90	DS90, DS90F, Quest	02-03	PTX4LBS-FS	PTX4L-BS		
50	DS50, Quest	02-03	PTX4LBS-FS	PTX4L-BS		

ARTIC CAT

cc	Model	Year	Factory Sealed, Maintenance Free	Sealed Maintenance Free	High Performance	Conventional
650	4x4 Automatic	04				
500	All Models	All				
400	DVX400	All	PTX9BS-FS	PTX9-BS		
	All Other Models	All				
300	All Models	All				
250	All Models	All				
90	All Models	All	PTX4LBS-FS	PTX4L-BS		

CANNONDALE

cc	Model	Year	Factory Sealed, Maintenance Free	Sealed Maintenance Free	High Performance	Conventional
	All Models	01-03	PTX9BS-FS	PTX9-BS		

DRR

cc	Model	Year	Factory Sealed, Maintenance Free	Sealed Maintenance Free	High Performance	Conventional
	All Models		PTX4LBS-FS	PTX4L-BS		

BOMBARDIER

cc	Model	Year	Factory Sealed, Maintenance Free	Sealed Maintenance Free	High Performance	Conventional
650	DS650	00-03	PTX15LBS-FS	PTX15L-BS		
	Quest	02-03	PTX19CLBS-FS	PTX19CL-BS	CB16CL-B	
	Quest (Opt)	02-03	PIX50LBS-FS	PTX18L-BS	C50-N18L-A-LM	C50-N18L-A3
500	Traxter, Quest	99-03	PTX19CLBS-FS	PTX19CL-BS	CB16CL-B	
	Traxter, Quest (Opt)	02-03	PIX50LBS-FS	PTX18L-BS	C50-N18L-A-LM	C50-N18L-A3
400	Outlander400XT,Max04		PTX20LBS-FS	PTX20L-BS		
	Outlander400	03	PTX15LBS-FS	PTX15L-BS		
330	Outlander330	04	PTX15LBS-FS	PTX15L-BS		

E-TON

cc	Model	Year	Factory Sealed, Maintenance Free	Sealed Maintenance Free	High Performance	Conventional
150	CXL 150 Yukon II	02-03	PTX9BS-FS	PTX9-BS		
	YXL150 Yukon	00-01	PTX9BS-FS	PTX9-BS		
90	AXL, TXL, NXL, RXL	99-03	PTX4LBS-FS	PTX4L-BS		
	All Models	04-05	PTX5LBS-FS	PTX5L-BS		
	DXL90 Serria	00-03	PTX5LBS-FS	PTX5L-BS		
50	AXL, TXL, NXL, RXL	99-03	PTX4LBS-FS	PTX4L-BS		
	All Models	04-05	PTX5LBS-FS	PTX5L-BS		

ALL TERRAIN VEHICLE BATTERY APPLICATIONS

HONDA

Table with columns: cc, Model, Year, Factory Sealed Maintenance Free, Sealed Maintenance Free, High Performance, Conventional. Lists Honda models like TRX650, TRX500F, TRX450, etc.

KAWASAKI (Continued)

Table with columns: cc, Model, Year, Factory Sealed Maintenance Free, Sealed Maintenance Free, High Performance, Conventional. Lists Kawasaki models like Prairie 400, KVF360, etc.

KASEA

Table with columns: cc, Model, Year, Factory Sealed Maintenance Free, Sealed Maintenance Free, High Performance, Conventional. Lists Kasea models like Skyhawk 250, 170, 150, etc.

KAWASAKI

Table with columns: cc, Model, Year, Factory Sealed Maintenance Free, Sealed Maintenance Free, High Performance, Conventional. Lists Kawasaki models like KVF750-A, KFX700, etc.

PANDA MOTOR SPORTS

Table with columns: cc, Model, Year, Factory Sealed Maintenance Free, Sealed Maintenance Free, High Performance, Conventional. Lists Panda Motor Sports models like KD125, KD80, etc.

POLARIS

Table with columns: cc, Model, Year, Factory Sealed Maintenance Free, Sealed Maintenance Free, High Performance, Conventional. Lists Polaris models like Sportsman, Predator, etc.

SUZUKI

Table with columns: cc, Model, Year, Factory Sealed Maintenance Free, Sealed Maintenance Free, High Performance, Conventional. Lists Suzuki models like LT-A700X, LT-V700F, etc.

ALL TERRAIN BATTERY APPLICATIONS

SUZUKI (Continued)

cc	Model	Year	Factory Sealed, Maintenance Free	Sealed Maintenance Free	High Performance	Conventional
	Vinson 4WD	04-05				Not Available
	LT-A500F					
	Vinson 4WD	02-03		PTX16-BS		
	LT-A500F					
	QuadMaster	00-01		PTX16-BS-1		
	LT-F500F					
	QuadRunner	98-02		PTX16-BS-1		
	LT-F500F Vinson					
	Manual 4WD	04-05				Not Available
	LT-F500F Vinson					
	Manual 4WD	03		PTX16-BS		
400	LT-A400 Eiger 2WD, F Eiger 4WD	02-05	PTX14BS-FS	PTX14-BS		
	LT-F400 Eiger 2WD, F Eiger 4WD	02-05	PTX14BS-FS	PTX14-BS		
	LT-Z400 QuadSport	03-05	PTX9BS-FS	PTX9-BS		
300	LT300E QuadRunner 300E	87-89		PTX14AH-BS	CB14A-A2	
	LT-F300F KingQuad	99-02		PTX14AH-BS	CB14A-A2	
	LT-F300F KingQuad (CN,Opt)	99-02		PIX50-BS	C50-N18A-A	
280	LT-F4WDX KingQuad	91-99		PTX14AH-BS	CB14A-A2	
	LT-F4WDX KingQuad (CN,Opt)	91-99		PIX50-BS	C50-N18A-A	
250	LT-4WD QuadRunner	87-99		PTX14AH-BS	CB14A-A2	
	LT-4WD QuadRunner (Opt)	87-99		PIX50-BS	C50-N18A-A	
	LT-F250 QuadRunner	88-01		PTX14AH-BS	CB14A-A2	
	LT-F250 QuadRunner(Opt)	88-01		PIX50-BS	C50-N18A-A	
	LT-F250, F Ozark	02-05	PTX12BS-FS	PTX12-BS		
	LT-F250F QuadRunner	99-02		PTX14AH-BS	CB14A-A2	
	LT-F250F QuadRunner (CN,Opt)	99-02		PIX50-BS	C50-N18A-A	
	LT-Z250 QuadSport	04-05	PTX12BS-FS	PTX12-BS		
	LT250EF QuadRunner	85-86		PIX50-BS	C50-N18A-A	
230	LT-F230 QuadRunner	86-87			CB10A-A2	
	LT230E QuadRunner	87				Not Available
	LT230E QuadRunner	88-93	PTX12BS-FS	PTX12-BS		
	LT230GE QuadRunner	85-86			CB10A-A2	
160	LT-F160 QuadRunner	91-01			CB9A-A	

SUZUKI (Continued)

cc	Model	Year	Factory Sealed, Maintenance Free	Sealed Maintenance Free	High Performance	Conventional
	LT-F160 QuadRunner	03-04				CB9A-A
	LT160E QuadRunner	89-94				CB9A-A
80	LT80 QuadSport 80	87-04	PTX5LBS-FS	PTX5L-BS		
YAMAHA						
cc	Model	Year	Factory Sealed, Maintenance Free	Sealed Maintenance Free	High Performance	Conventional
660	YFM660FW Grizzly	02-03	PTX20LBS-FS	PTX20L-BS		
	YFM660R Raptor	01-03	PTX14BS-FS	PTX14-BS		
600	YFM600FW Grizzly	98-01	PTX20LBS-FS	PTX20L-BS		
450	YTM450FW Kodiak/Automatic	03	PTX20LBS-FS	PTX20L-BS		
	YZF450	04		PT7B-4		
400	YFM400FW Kodiak/Automatic	03		PTX14AH-BS		
	YFM400FW Kodiak/Automatic	96-02	PTX20LBS-FS	PTX20L-BS		
	YFM400FW Kodiak	93-95		PTX14AH-BS	CB14A-A	
	YFM400N BigBear 2WD	00-03	PTX20LBS-FS	PTX20L-BS		
	YFM400FVN Big Bear 4WD	00-03	PTX20LBS-FS	PTX20L-BS		
350	YFM350ER Moto 4	87-95		PTX14AH-BS	CB14A-A	
	YFM350FW BigBear 4WD	87-99		PTX14AH-BS	CB14A-A	
	YFM350FX Wolverine	95-03			CB12C-A	
	YFM350U BigBear 2WD	96-99		PTX14AH-BS	CB14A-A	
	YFM350X Warrior	87-03			CB12C-A	
	YFP350 TerraPro	88		PTX14AH-BS	CB14A-A	
	Raptor	04-05	PTZ10S			
250	YFB250 Timber Wolf 2WD	92-98			CB12C-A	
	YFB250FW Timber Wolf 4WD	94-00			CB12C-A	
	YFM250 Bear Tracker	99-04		PTX14AH-BS	CB14A-A2	
	YFM250 Moto 4	89-91		PTX14AH-BS	CB14A-A	
230	YFU-I/T Pro-Hauler	89		PTX14AH-BS	CB14A-A	
225	YFM225 Moto 4	86-88		PTX14AH-BS	CB14A-A	
	YTM225DR Tri-Moto	85-86		PTX14AH-BS	CB14A-A	
	YTM225DX Tri-Moto	83-85		PTX14AH-BS	CB14A-A	
200	YFM200 Moto 4	85		PTX14AH-BS	CB14A-A	
	YFM200DX Moto 4	86-89		PTX14AH-BS	CB14A-A	
	YTM200, E, ER Tri-Moto	83-85		PTX14AH-BS	CB14A-A	
125	YFA-1 Breeze	89-03			CB12C-A	
100	YFM100 Champ	87-91				12N7D-3B
80	YFM80 Badger	85-01				12N7D-3B
	YFM80R Raptor 80	02-03				12N7D-3B

SCOOTER BATTERY APPLICATIONS

DRR

cc	Model	Year	Factory Sealed, Maintenance Free	Sealed Maintenance Free	High Performance	Conventional
	All Models		PTX4LBS-FS	PTX4L-BS		

E-TON

cc	Model	Year	Factory Sealed, Maintenance Free	Sealed Maintenance Free	High Performance	Conventional
50	Beamer 50	00-03	PTX5LBS-FS	PTX5L-BS		

HONDA

cc	Model	Year	Factory Sealed, Maintenance Free	Sealed Maintenance Free	High Performance	Conventional
582	FSC600 Silver Wing	02-05	PTZ12S			
250	CH250 Elite	85-90	PTX12BS-FS	PTX12-BS		
	CN250 Helix	93-05	PTX12BS-FS	PTX12-BS		
	CN250 Helix	86-87	PTX12BS-FS	PTX12-BS		
	NSS250 Reflex	01-04	PTZ12S			
	PS250 Big Ruckus	05	PTZ12S			
150	CH150 Elite	87	PTX9BS-FS	PTX9-BS		
	CH150 Elite Deluxe	85-86			CB9-B	
	FES150			PTR9-BS		
125	CH125 Elite	84			CB9-B	
	FES125			PTR9-BS		
	NH125 Aero	84			CB5L-B	
	Pantheon 125			PTR9-BS		

HONDA (Continued)

cc	Model	Year	Factory Sealed, Maintenance Free	Sealed Maintenance Free	High Performance	Conventional
80	CH80 Elite	03-05	PTX5LBS-FS	PTX5L-BS		
	NH80 Aero	85	PTX5LBS-FS	PTX5L-BS		
	NH80MD Aero	83-84			CB5L-B	
50	CHF50 Metropolitan, II, SP	02-04	PTZ7S			
	NB50 Aero	85-87	PTX4LBS-FS	PTX4L-BS		
	NB50M Aero	83-84			CB4L-B	
	NN50MD Gyro	84			CB4L-B	
	NPS50, S, Ruckus	03-05	PTZ7S			
	NQ50 Spree, 50D SS	86-87	PTX4LBS-FS	PTX4L-BS		
	NQ50 Spree	84-85			CB4L-B	
	P50 Little Honda	67-68				6N4-2A-4
	PA501 Moped, PA501I	78-83				6N4B-2A-5
	SA50 Elite LX, S, SR	88-01	PTX4LBS-FS	PTX4L-BS		
	SB50 (All)	88-90	PTX4LBS-FS	PTX4L-BS		
	SE50 Elite (All)	87	PTX4LBS-FS	PTX4L-BS		
	TG50 Gyro S (All)	85-86	PTX4LBS-FS	PTX4L-BS		

SCOOTER BATTERY APPLICATIONS

HYOSUNG MOTORS

cc	Model	Year	Factory Sealed Maintenance Free	Sealed Maintenance Free	High Performance	Conventional
100	EZ100	All	PTX5LBS-FS	PTX5L-BS		
50	SB50 Super Cab, SD50 Sense, SF50 Prima	All	PTX4LBS-FS	PTX4L-BS		

KASEA

cc	Model	Year	Factory Sealed Maintenance Free	Sealed Maintenance Free	High Performance	Conventional
50	Sense, Prima	All	PTX5LBS-FS	PTX5L-BS		

SUZUKI

cc	Model	Year	Factory Sealed Maintenance Free	Sealed Maintenance Free	High Performance	Conventional
650	AN650 Burgman	03	PTX14BS-FS	PTX14-BS		
400	AN400 Burgman	03-04	PTX9BS-FS	PTX9-BS		
50	F50, F50R	71			6N4-2A	
	FA50 Shuttle	80-91			6N2-2A-4	
	FS50	80-81			6N4-2A	

SUZUKI (Continued)

cc	Model	Year	Factory Sealed Maintenance Free	Sealed Maintenance Free	High Performance	Conventional
	FZ50	79-83				6N4-2A

YAMAHA

cc	Model	Year	Factory Sealed Maintenance Free	Sealed Maintenance Free	High Performance	Conventional
200	XC200 Riva	87-91			CB10L-B2	
180	XC180 Riva	83-85			CB10L-B	
125	XC125 Riva	85-01			CB7C-A	
80	CV80 Riva	83-87				6N11-2D
50	CA50 Riva	83-86				6CB8L-B
	CE50 Riva Jog	86-87			CB4L-B	
	CG50 Riva	88-91			CB4L-B	
	CV50 Riva	84				6CB8L-B
	CW50 Zuma	89-90			CB4L-B	
	FW50 Zuma II	97-01			CB4L-B	
	CV50 Riva Jog	92-01	PTX4LBS-FS	PTX4L-BS		
	SH50 Riva Razz	87-01			CB4L-B	
	YJ50R Vino & Vino Classic	01-03			PTX4B-BS	
	YW50A Zuma	02-03	PTX5LBS-FS	PTX5L-BS		

PERSONAL WATERCRAFT BATTERY APPLICATIONS

ARCTIC CAT

cc	Model	Year	Factory Sealed Maintenance Free	Sealed Maintenance Free	High Performance	Conventional
	Tiger Shark (All Models)	93-01				Not Available

BOMBARDIER/SEA-DOO

cc	Model	Year	Factory Sealed Maintenance Free	Sealed Maintenance Free	High Performance	Conventional
1500	GTX 4-Tec, RXP	03-04	PIX30CLBS-FS	PIX30CL-BS	CB30CL-B	
	All other Models	94-04	PTX19CLBS-FS	PTX19CL-BS	CB16CL-B	
	All Models	88-93	PTX19LBS-FS	PTX19L-BS	CB16L-B	

HONDA

cc	Model	Year	Factory Sealed Maintenance Free	Sealed Maintenance Free	High Performance	Conventional
1235	Aqua Trax F-12, F-12X	02-05	PTX20LBS-FS	PTX20L-BS		
	Aqua Trax R-12, R-12X	03-05	PTX20LBS-FS	PTX20L-BS		

KAWASAKI

cc	Model	Year	Factory Sealed Maintenance Free	Sealed Maintenance Free	High Performance	Conventional
1500	JT1500-A, C STX-15F	04	PTX20LBS-FS	PTX20L-BS		
1200	JH1200-A, B Ultra 150	99-05	PTX20LBS-FS	PTX20L-BS		
	JT1200-A, B, C, STX-R, STX-12F	02-05	PTX20LBS-FS	PTX20L-BS		
1100	JH1100-B Ultra 130	01-04	PTX20LBS-FS	PTX20L-BS		
	JH1100 ZXi	96-03	PTX20LBS-FS	PTX20L-BS		
	JT1100 STX	97-03	PTX20LBS-FS	PTX20L-BS		
900	JH900 ZXi	95-97	PTX20LBS-FS	PTX20L-BS		
	JT900 STS, STX	97-05	PTX20LBS-FS	PTX20L-BS		
800	JS800 SX-R	03-05	PTX20LBS-FS	PTX20L-BS		
750	JH750 SS, ST, Xi, XiR	92-99	PTX19CLBS-FS	PTX19CL-BS	CB16CL-B	
	JH750 ST, ZXi	95-97	PTX20LBS-FS	PTX20L-BS		
	JS750 SX, ZX	92-95	PTX19CLBS-FS	PTX19CL-BS	CB16CL-B	
	JS750 SXi, SXi Pro	95-02	PTX20LBS-FS	PTX20L-BS		
	JT750 XiR, ST, STS	94-95	PTX19CLBS-FS	PTX19CL-BS	CB16CL-B	
	JT750 STS, STX	96-98	PTX20LBS-FS	PTX20L-BS		
650	JF650 X2	86-95	PTX19CLBS-FS	PTX19CL-BS	CB16CL-B	

KAWASAKI (Continued)

cc	Model	Year	Factory Sealed Maintenance Free	Sealed Maintenance Free	High Performance	Conventional
	JF650 TS	89-96	PTX19CLBS-FS	PTX19CL-BS	CB16CL-B	
	JF650 SC	91-95	PTX19CLBS-FS	PTX19CL-BS	CB16CL-B	
	JS650 SX	87-95	PTX19CLBS-FS	PTX19CL-BS	CB16CL-B	
550	JS550, SX	86-95	PTX19CLBS-FS	PTX19CL-BS	CB16CL-B	
	JS550	82-85	PTX19LBS-FS	PTX19L-BS	CB16L-B	
440	JS440	87-92	PTX19CLBS-FS	PTX19CL-BS	CB16CL-B	
	JS440	77-86	PTX19LBS-FS	PTX19L-BS	CB16L-B	
400	JS400	76	PTX19LBS-FS	PTX19L-BS	CB16L-B	
300	JS300 TS, SX	86-91	PTX19CLBS-FS	PTX19CL-BS	CB16CL-B	

POLARIS

cc	Model	Year	Factory Sealed Maintenance Free	Sealed Maintenance Free	High Performance	Conventional
	All Models	All	PTX19CLBS-FS	PTX19CL-BS	CB16CL-B	

S.O.S. MARINE MFG

cc	Model	Year	Factory Sealed Maintenance Free	Sealed Maintenance Free	High Performance	Conventional
	All Models	All	PTX19CLBS-FS	PTX19CL-BS	CB16CL-B	

ULTRANAUTICS

cc	Model	Year	Factory Sealed Maintenance Free	Sealed Maintenance Free	High Performance	Conventional
800	Sea Flash	89-92			C60-N24AL-B	
	Wet Bike	87-92			C60-N24AL-B	
	Wet Bike	85-86				CHD4-12
	Jet Star 1250 (Boat)	88-90			C60-N24AL-B	
	Jet Star 1260 (Boat)	91			C60-N24AL-B	

WET JET INTERNATIONAL

cc	Model	Year	Factory Sealed Maintenance Free	Sealed Maintenance Free	High Performance	Conventional
	All Models	All	PTX19BS-FS	PTX19-BS	CB16-B-LM	CB16-B

YAMAHA

cc	Model	Year	Factory Sealed Maintenance Free	Sealed Maintenance Free	High Performance	Conventional
	All Waverunner Models	87-05	PTX19CLBS-FS	PTX19CL-BS	CB16CL-B	



SNOWMOBILE BATTERY APPLICATIONS

ARCTIC CAT

cc	Model	Year	Factory Sealed, Maintenance Free	Sealed Maintenance Free	High Performance	Conventional
	EFI Models 500cc & Over Without Electric Start	94-01	-	-	CB7-A	12N7-4A
	EFI Models 500cc & Over Without Electric Start	91-93	-	PTX14AHL-BS	CB14L-A2	-
	EFI Models 500cc & Over	91-01	PIX50LBS-FS	PIX50L-BS	C50-N18L-A-LM	C50-N18L-A3
	All Carburetor Models 500cc & Over	91-01	PTX20BS-FS#	PTX20-BS#	CB18-A	-
	Models Less Than 500cc	-93	-	PTX14AHL-BS	CB14L-A2	-
	Models Less Than 500cc	94-01	-	PTX14AH-BS	CB14A-2	-

BOMBARDIER/SKI-DOO

cc	Model	Year	Factory Sealed, Maintenance Free	Sealed Maintenance Free	High Performance	Conventional
	All models	-98	PIX50LBS-FS	PIX50L-BS	C50-N18L-A-LM	C50-N18L-A3
	All 4-stroke	03	PIX50LBS-FS	PIX50L-BS	-	-
	CK3 Types	99-03	PIX50LBS-FS	PIX50L-BS	C50-N18L-A-LM	C50-N18L-A3
	ZX Types	99-01	PTX15LBS-FS	PTX15L-BS	-	-
	ZX Types	02-03	PTX20LBS-FS	PTX20L-BS	-	-

KAWASAKI

cc	Model	Year	Factory Sealed, Maintenance Free	Sealed Maintenance Free	High Performance	Conventional
	All Models	All	PIX50LBS-FS	PIX50L-BS	C50-N18L-A-LM	C50-N18L-A3

POLARIS

cc	Model	Year	Factory Sealed, Maintenance Free	Sealed Maintenance Free	High Performance	Conventional
	Indy, Indy Trail	84-91	PIX50LBS-FS	PIX50L-BS	C50-N18L-A-LM	C50-N18L-A3
	All EFI (RXL, 500 EFI)	93-97	-	-	CB9A-A	-
	Sprint (Electric Start)	86-90	-	-	C60-N24-A	-
	Wide Track	89-05	PIX50LBS-FS	PIX50L-BS	C50-N18L-A-LM	C50-N18L-A3
	All Other Models	92-05	-	PTX14AH-BS	CB14A-A2	-
	All Electric Start Kits	85-93	PIX50LBS-FS	PIX50L-BS	C50-N18L-A-LM	C50-N18L-A3
	All Electric Start Kits	94-05	-	PTX14AH-BS	CB14A-A2	-

YAMAHA

cc	Model	Year	Factory Sealed, Maintenance Free	Sealed Maintenance Free	High Performance	Conventional
1000	RX1000R RX (All Models)	03	PTX20LBS-FS	PTX20L-BS	-	-
700	SXV700ER	02-03	PIX50LBS-FS	PIX50L-BS	C50-N18L-A-LM	C50-N18L-A3
	SXViper ER	02-03	PIX50LBS-FS	PIX50L-BS	C50-N18L-A-LM	C50-N18L-A3
	VT700 Venture 700	98-03	PIX50LBS-FS	PIX50L-BS	C50-N18L-A-LM	C50-N18L-A3

YAMAHA (Continued)

cc	Model	Year	Factory Sealed, Maintenance Free	Sealed Maintenance Free	High Performance	Conventional
	VX700XTCD					
	Vmax 700					
	XTC Deluxe	98	PIX50LBS-FS	PIX50L-BS	C50-N18L-A-LM	C50-N18L-A3
	VX700DX Vmax					
	700 Deluxe	99-00	PIX50LBS-FS	PIX50L-BS	C50-N18L-A-LM	C50-N18L-A3
	VX700ER Vmax					
	700 ER	01-02	PIX50LBS-FS	PIX50L-BS	C50-N18L-A-LM	C50-N18L-A3
600	VT600 Venture 600	97-98	-	-	-	-
	VT600 Venture 600	99-03	PIX50LBS-FS	PIX50L-BS	C50-N18L-A-LM	C50-N18L-A3
	VX600E/DX					
	Vmax 600 LE/ DX	94-96	-	-	CB16AL-A2	-
	VX600ER Vmax					
	600 ER	02-03	PIX50LBS-FS	PIX50L-BS	C50-N18L-A-LM	C50-N18L-A3
	VX600XTC Vmax					
	600 XTC	97-98	-	-	CB16AL-A2	-
	VX600 DX Xmax					
	600 Deluxe	99-01	PIX50LBS-FS	PIX50L-BS	C50-N18L-A-LM	C50-N18L-A3
	EX570E Exciter	88-90	-	-	CB16AL-A2	-
	EX570E					
	Exciter II LE	91-93	-	-	CB16AL-A2	-
540	EC540 Excel	79-80	PIX50LBS-FS	PIX50L-BS	C50-N18L-A-LM	C50-N18L-A3
	VK540E, II, III	89-03	-	-	CB16AL-A2	-
	XL540 XLV	85-90	-	-	CB16AL-A2	-
500	PZ500DX Phazer					
	500 Deluxe	01	-	-	CB16AL-A2	-
	VT500 Venture 500	97-01	-	-	CB16AL-A2	-
	VT500					
	Venture 500 XL	99-00	-	-	CB16AL-A2	-
	VX500E Vmax	94-01	-	-	CB16AL-A2	-
480	PZ480E Phazer					
	Deluxe	84-89	-	-	PTX14AHL-BS	CB14L-A2
	PZ480E Phazer II					
	LE, SS	90-98	-	-	PTX14AHL-BS	CB14L-A2
	VT480 Venture GT	92-93	-	-	PTX14AHL-BS	CB14L-A2
	VT480 Venture XL	91-97	-	-	PTX14AHL-BS	CB14L-A2
	VT480TR Venture					
	TR Electric	98	-	-	PTX14AHL-BS	CB14L-A2
340	CS340 Ovation					
	Deluxe/ LE	89-98	-	-	PTX14AHL-BS	CB14L-A2
	EC340 Excel III	81-88	-	-	PTX14AHL-BS	CB14L-A2
	ET340E Enticer	79	PIX50LBS-FS	PIX50L-BS	C50-N18L-A-LM	C50-N18L-A3
	ET340E Enticer	80	-	-	PTX14AHL-BS	CB14L-A2
	CF300 Inviter	86-90	-	-	CB16AL-A2	-
300	SV125E Sno-Sport	90-91	-	-	PTX14AHL-BS	CB14L-A2
125	SV80E Sno-Scout	88-90	-	-	CB7L-B	12N7-3B
80	Electric Start Kit					
	8DS Triple	All	PIX50LBS-FS	PIX50L-BS	C50-N18L-A-LM	C50-N18L-A3
	Electric Start Kit					
	8CR Twin Vmax	All	-	-	PTX14AHL-BS	CB14L-A2
	Electric Start Kit					
	8DJ PZ500	All	-	-	PTX14AHL-BS	CB14L-A2
	Electric Start Kit					
	8BH PZ480 ST,					
	ET410TR	All	-	-	PTX14AHL-BS	CB14L-A2

UTILITY VEHICLE BATTERY APPLICATIONS

KAWASAKI

cc	Model	Year	Factory Sealed, Maintenance Free	Sealed Maintenance Free	High Performance	Conventional
950	Mule 5210 Diesel		-	-	-	Not Available
620	KAF620, Mule 3010 4x4 Advantage Classic	03-05	PTX20LBS-FS	PTX20L-BS	-	-
620	KAF620, Mule 3000, 3010, 3020					
	KAF620, Mule 2500, 2510, 2520		PTX19CLBS-FS	PTX19CL-BS	CB16CL-B	-
540	KAF540, Mule 2010, 2020, 2030		PTX19CLBS-FS	PTX19CL-BS	CB16CL-B	-
450	KAF450, Mule 1000		PTX19CLBS-FS	PTX19CL-BS	CB16CL-B	-
300	KAF300, Mule 500, 520, 550		-	PTX14AH-BS	CB14A-A2	-

POLARIS

cc	Model	Year	Factory Sealed, Maintenance Free	Sealed Maintenance Free	High Performance	Conventional
500	Ranger 6x6, 4x4	98-03	PIX30LBS-FS	PIX30L-BS	CB30L-B	-
425	Ranger 2x4	02-03	PIX30LBS-FS	PIX30L-BS	CB30L-B	-

SUZUKI

cc	Model	Year	Factory Sealed, Maintenance Free	Sealed Maintenance Free	High Performance	Conventional
620	QUV620F	05	PTX20LBS-FS	PTX20L-BS	-	-



The PTX20 series batteries may be used as an optional upgrade, but some modification to the hold down may be necessary. See battery label for retrofit cautions.

RIDING MOWER BATTERY APPLICATIONS

ALLIS-CHALMERS

Table with 2 columns: Model, Battery Type. Models include 405, 508, 608LTD, 611LTD, 611 Special, 611H, 613, 616 Special, 616H, 830 Sprint, T811, T816, 1036 Spirit.

ARIENS / GRAVELY

Table with 2 columns: Model, Battery Type. Models include 1330, 1332, 8028, 8530, 901000 & 912000 Series, 925000 & 927000 Series, 929001, 929002, GT17, 931001, 931006, GT20, 931010, 931018, HT16, YT10, YT11.

ATLAS TOOL & MFG. CO.

Table with 2 columns: Model, Battery Type. Models include ER2600, ER650, ER2680, ER3280.

BOLENS

Table with 2 columns: Model, Battery Type. Models include Husky 728, Husky 770, Husky 829.

BUNTON COMPANY

Table with 2 columns: Model, Battery Type. Models include 32-10BBS, 36-10BBS, 36H-10BBS, 52-10BBS, 52H-10BBS, Lawn Lark 36.

CARTER BROTHERS

Table with 2 columns: Model, Battery Type. Models include EZ-502, EZ-502C, EZ-702, EZ-702C.

CASE INTERNATIONAL

Table with 2 columns: Model, Battery Type. Models include 107, 108, 108XC, 110, 110XC, 116XC, 117, 118, 210, 220, 222, 226, 442, 448, 644, 646, 648, 80XC, M80.

DEERE & CO.

Table with 2 columns: Model, Battery Type. Models include 100, 108, 111, 112L, 116, 116H, 200, R72, R92, S82, S92.

DIXIE CHOPPER

Table with 2 columns: Model, Battery Type. Models include 5018, 5020, 5024, 6024.

E.T. RUGG CO.

Table with 2 columns: Model, Battery Type. Models include 5049-E2, 5049-E4, 5069-E, 5088-E.

ECONOMY TRACTOR

Table with 2 columns: Model, Battery Type. Models include PK1212.

FLOW-MOW MOWER COMPANY

Table with 2 columns: Model, Battery Type. Models include JETX 2668.

FORD MOTOR CO.

Table with 2 columns: Model, Battery Type. Models include LGT100, LGT120, LGT125, LGT145, LGT165, LT75, RMT66.

GARDEN WAY / TROY BUILT

Table with 2 columns: Model, Battery Type. Models include Pony (before 1996), Pony (After 1996), Troy-Built Rototiller.

GENERAL APPLIANCE MFG. CO.

Table with 2 columns: Model, Battery Type. Models include All Electric Starters.

GENERAL POWER

Table with 2 columns: Model, Battery Type. Models include 3-725-E7, 3-725-E8, 3-725-E9, WES725, WES725-FS.

GILSON

Table with 2 columns: Model, Battery Type. Models include GT14, GT14E, GT14HE, YT11E, YT11HE, YT12.5, YT12E.

GRAVELY CORPORATION

Table with 2 columns: Model, Battery Type. Models include 1132, 1138, IHDE-126, IHDE-130, IHSE-126, 408.

HEILMAN ENTERPRISES

Table with 2 columns: Model, Battery Type. Models include 11-76, 11-77, 11-78, 8-76, 8-77, 220, 440, 445, 550, 555.

HUFFMAN MFG. CO. (HUFFY)

Table with 2 columns: Model, Battery Type. Models include H-270, H-360.

HULL INDUSTRIES

Table with 2 columns: Model, Battery Type. Models include TC30ER.

JACOBSEN/HOMELITE/HUSTLER

Table with 2 columns: Model, Battery Type. Models include 42642, 43020, 43032, 43037, 43043, Javelin MK11, RE-8E, 53107, 53146, 53148, 53200, 53215, 53275, 53300, 53330, GT12G, GT12H, 730-OLE, T-8.

JC PENNEY

Table with 2 columns: Model, Battery Type. Models include 931-2703, 931-2737, 931-5730.

KEES

Table with 2 columns: Model, Battery Type. Models include 48/60.

J. I. CASE

Table with 2 columns: Model, Battery Type. Models include M-80.

KUBOTA

Table with 2 columns: Model, Battery Type. Models include B4200, B5100, B5200, B6100, B620, B7100, G3200, G4200, G5200, G6200, PX2100.

LAWN BOY

Table with 2 columns: Model, Battery Type. Models include 333, 335, 5802, 5803, 7258E, 7259E, 7260E, 8227E, 8228E, 8229E, 8229EA, 8233E, 9303E, 9325ES, 9328E, 9328ES, 9365ES, 9368E, 9368ES, 9369ES (After 1975), 9329ES (After 1975), 9369ES & 9329ES (Thru 1975).

MINNEAPOLIS-MOLINE

Table with 2 columns: Model, Battery Type. Models include All Models.

MONTGOMERY WARD

Table with 2 columns: Model, Battery Type. Models include 99 & Under Series, 1300-1400 Series.

MORIDGE MFG., CO.

Table with 2 columns: Model, Battery Type. Models include 1210, 1622, 1822.

MTD PRODUCTS

Table with 2 columns: Model, Battery Type. Models include 300, 400, 500, 600 Series, 385, 410, 412, 465, 485, 489, 497, 387, 397, 455, 485, 495, 497, 525, 667, 760, 500, 525, 526, 600, 698, 775, 795, 796, (395, 760 From 1981), 700-800 Series.

MURRAY OHIO MFG., CO.

Table with 2 columns: Model, Battery Type. Models include 2523, 3033, 3035, 6-30502, 6-30502X4, 6-30702, 6-30702X4, 7-30502.

NOMA

Table with 2 columns: Model, Battery Type. Models include 321050... 321054, 328000..., 328018, 360100, 36101.

POWER KING

Table with 2 columns: Model, Battery Type. Models include 1212.

ROOF MFG., CO.

Table with 2 columns: Model, Battery Type. Models include 492683, 493081, 493071.

ROOT MFG., CO.

Table with 2 columns: Model, Battery Type. Models include 30-N7-3, 830-E, 30-NB-E.

ROPER

Table with 2 columns: Model, Battery Type. Models include 96444, 96927, 96941, K522, K852, L722, L72256R, K9224AR, K922PRA, K9324AR, K932PRA, L8000AT.

SEARS

Table with 2 columns: Model, Battery Type. Models include 502.23365, 50223366, 502.2561128, 502.256050, 502.256051, 502.256060... 502.256063, 502.256070, 502.256071, 502.256080, 502.256081, 502.256120... 502.256126, 502.256130... 502.256132, 502.2561321, 502.2561576, 502.2561576, 502.256134, 502.256136A, 502.256138, 917.255260, 502.25617, 502.25619, 502.255270... 917.255273, 502.255330, 917.255340, 502.256135, 502.256136, 502.256137, 502.256140, 502.256141, 502.256142, 131.96927, 131.969310, 131.96941, 131.96970, 520.25800 (Thru 1966), 520.25710 (Thru 1966), 520.25538 (Thru 1966), 536.250820...536.250823, 536.25087, 536.250920...536.250922, 536.255110, 536.255112, 536.255113, 536.255212, 536.255220, 536.255221, 536.255230...536.255232, 536.255240, 536.255250, 536.657020, 536.657040, 536.657060, 536.657080, 536.658080, 536.963100, 917.250740, 917.255120, 917.25424, 917.25431, 917.25435, 917.25474, 917.255121, 917.259180, 917.25541, 917.25558, 917.25582, 917.25932.

SIMPLICITY

Table with 2 columns: Model, Battery Type. Models include 3008, 3008-3, 99075.

SNAPPER

Table with 2 columns: Model, Battery Type. Models include All Walk Behind Mowers (Electric Start).

SPEEDEX TRACTOR CO.

Table with 2 columns: Model, Battery Type. Models include 1020, 103, 1240, 1240M, 1320, 1330, 1632, 1640, 1640M, 1722, 1822, 820, 840, S-17, S-18.

SWISHER

Table with 2 columns: Model, Battery Type. Models include 18Hp/32.

TRU-TEST

Table with 2 columns: Model, Battery Type. Models include 2-832E5, 6-1036E5, 3-83DE-5, 7-1036DE-5, WDE-10365, WDE-8325, WE-10365, WE-8325.

TURFMASTER

Table with 2 columns: Model, Battery Type. Models include 12/36, 12/39.

VOELLER, INC.

Table with 2 columns: Model, Battery Type. Models include SS-7.

WESTERN INT L. (DYNAMARK)

Table with 2 columns: Model, Battery Type. Models include 320800, 328000, 361000, 361100, 361102... 361107, 361113, 361114, 421101, 456301.

WHEEL HORSE / TORO

Table with 2 columns: Model, Battery Type. Models include 108-3, 108-5, 111-5 (1985), A85, A115 (1984), 11-32, 11-38, 11-44, 57300, 57351, 57356, 57360, 7-25, TE10, TE12, Grandmaster 117.

WHITE OUTDOOR PRODUCTS

Table with 2 columns: Model, Battery Type. Models include FST-16, GT-185, -205, -1000, LT-125, -155, -160, -165, GT1000, R80, T100, T80, T800, T85.

WOODS

Table with 2 columns: Model, Battery Type. Models include 1250, 1850.

YARD MAN INC.

Table with 2 columns: Model, Battery Type. Models include 13420, 3730, Beettle.



Please see battery cross reference chart on page 5 for optional upgrades.

EUROPEAN AND OTHER MOTORCYCLE BATTERY APPLICATIONS

APRILIA

cc	Model	Year	Battery Type
1000	ETV Caponord	02-03	PTX14-BS•
	RST Futura	01-04	PTX12-BS•
	RSV 1000 Mile SP	99	PTX12-BS•
	RSV 1000 Factory	04-05	PTX12-BS•
	RSV 1000 Mile R	01-05	PTX12-BS•
	RSV 1000 Mile	01-03	PTX12-BS•
	RSV 1000 Mile	00	PTX12-BS•
	Tuono	03-05	PTX12-BS•
	SL Falco	01-03	PTX14-BS•
650	Pegaso	00	CB12AL-A
600	Tuareg, Wind	87-88	CB14L-A2•
500	Scarabeo	04-05	CB14L-A2•
	Atlantic	03-05	CB14L-A2•
350	Tuareg, Wind	87-88	CB14L-A2•
250	RS250	00-04	CB4L-B•
200	Atlantic	04-05	CB12AL-A
150	Scarabeo	00-04	CB12AL-A
	Mojito	04-05	PTX7L-BS•
	Leonardo	00-03	CB12AL-A
125	Tuareg, Wind	88	CB9-B
50	RS50	00-05	CB4L-B•
	SR50	00-01	CB4L-B•
	SR50 Ditech	01-05	PTX5L-BS•
	Scarabeo	00-03	CB4L-B•
	Mojito	04-05	CB4L-B•
	Rally	04-05	CB4L-B•

ATK

cc	Model	Year	Battery Type
	All Electric		
	Start Models	91-95	PTX9-BS•
	All Electric		
	Start Models	96-01	PTX7L-BS•

BENELLI

cc	Model	Year	Battery Type
900	900 (6 Cilindri)		C60-N24AL-B•
650	650 Tornado U.T.		CB12A-A
250	250 (4 Cilindri)		CB12A-A
	250-2C		6N11A-1B
125	125 Cross		6N11A-1B
	125 Custom Guzzi		12N5.5-4A
	125 Guzzi		12N5.5-4A
	125 Jarno (c/avv.)		CB9-B
	125 Scooter Benelli		CB9L-B
	125-2 CSE		6N11A-1B
	125CS		CB9-B
	125T Sport		6N11A-1B
50	Devil 50 (c/avv.)		CB4L-B•
	KBX 50 Race		CB4L-B•
	Scooty LX/DLX		CB4L-B•

BIG DOG

cc	Model	Year	Battery Type
1750	Boxer	01-02	PTX20L-BS•
	Bulldog	98-02	PTX20L-BS•
	Husky, Husky XT	99-02	PTX20L-BS•
	Mastiff	01-02	PTX20L-BS•
	Pitbull	98-02	PTX20L-BS•
	Prosport,		
	Prosport 18	99-02	PTX20L-BS•
	Vintage- Classic,		
	Light, Sport	99-01	PTX20L-BS•
	Woft	00-02	PTX20L-BS•
1570	Vintage- Classic,		
	Light, Sport	99	PTX20L-BS•
1442	Aeroglide,		
	Aerosport	98-99	PTX20L-BS•
	Bulldog	98	PTX20L-BS•
	Pitbull	98-99	PTX20L-BS•
	Prosport,		
	Prosport 18	98	PTX20L-BS•
	Vintage- Classic,		
	Light, Sport	98	PTX20L-BS•
1340	Aeroglide &		
	Aerosport	97	PTX20L-BS•
	Coyote	95-96	PTX20L-BS•
	Proglide	95-00	PTX20L-BS•
	Vintage- Classic,		
	Light, Sport	95-97	PTX20L-BS•

BIMOTA

cc	Model	Year	Battery Type
1100	SB6, SB7	95-97	PTX7L-BS(x2)•
	SB6R	97-99	PTX12-BS•
1000	YB8/ YB10	92-95	CB14L-A2•
	YB11	96-99	PTX12-BS•
996	SB8R, SB8RS	98-00	PTX12-BS•

BIMOTA (Continued)

cc	Model	Year	Battery Type
900	DB2	93-95	CB14A-2•
	DB2 Final Edition	97	CB14A-2•
	DB3 Mantra	97-99	PTX7L-BS(x2)•
	Tesi	91-95	CB14A-2•

BMW

cc	Model	Year	Battery Type
1200	R1200GS	05	PTX14-BS•
	K1200LT	99-	51913
	K1200RS	97-	51913
	R1200C	98-	51913
1150	R1150GS, R	00-	51913
1100	R1100LT/RS	90-95	51913
	R1100GS	94-00	51913
	R1100R	94-00	51913
	R1100RS, RT	93-	51913
	R1100S	99-	51913
1000	All K Models	83-93	53030•
	R100/7	76-84	53030•
	R100GS,PD,R,		
	RS,RT	87-95	53030•
	R100CS	76-84	53030•
900	R90/6, R90S	69-76	53030•
850	R850R	95-97	51913
800	R80, R80RT	84-95	53030•
	R80GS, R80ST	80-96	51814
	R80/7, R80RT	78-84	53030•
750	K75, RT	85-95	53030•
	K75C, S	85-95	51814
	R75/5	70-73	51814
	R75/7	76-84	53030•
	R75/6	69-76	53030•
700	R69 - R69S	55-69	B38-6A
650	F650	93-	CB12AL-A
	R65	84-95	53030•
	R65LS	78-84	51814
600	R60, R60/2		
	Twin Cylinders	55-69	B38-6A
	R60/5	70-73	51814
	R60/6, R60/7	69-84	53030•
500	R60/2 Twin		
	Cylinders	55-69	B38-6A
	R50/5	70-73	51814
	R60/S Twin	55-69	B38-6A
260	R26, R27		
	Single Cylinder	55-69	6N11A-1B
	R26		B39-6

BSA

cc	Model	Year	Battery Type
	250, 350, 400		
	441, 500 (12V)		CB7-A
	600, 650, 750 (12V)		CB7-A
	250, 350, 650 (6V)		B39-6
	500 Gold Star		B38-6A
	Rocket 750,		
	Thunderbolt		CB9L-B
	Spiritfire HK35,		
	Starfire B25		CB9L-B

CAGIVA

cc	Model	Year	Battery Type
900	Elefant E900		CB16B-A1
750	Elefant	94-97	CB16-B•
	Elefant Bifaro	89	CB14L-A2•
500	T4 E Elefant	88-	CB14L-A2•
350	Elefant 2 Cyl.	86-	CB14L-A2•
	T4 E Elefant, W12	87-	CB14L-A2•
	T4R	87-	CB3L-A
125	Crouser	87-88	CB9-B
	Freccia C9/ C10R/		
	C12R	87-90	CB9-B
	Lawson	90-97	CB9-B
	Mito	90-97	CB9-B
	N 90	97	CB9-B
	Roadster	94-97	CB9-B
	Supercity	91-97	CB9-B
50	City, Lucky, Explorer	94-97	PTX4L-BS•
	K3, W4	-98	CB4L-B•

CAN-AM

cc	Model	Year	Battery Type
250	All Models	96-01	12N5-4B
175	All Models	96-01	12N5-4B
125	All Models (Except Roadster & Supercity)	96-01	12N5-4B

CCM

cc	Model	Year	Battery Type
600	All Electric		
	Start Models	96-01	PTX9-BS•

DAZON

cc	Model	Year	Battery Type
150	Raider-Adventure	02-03	12N5-4B
	Raider- Classic	04	PTX9-BS•
	Raider-Max	04	PTX9-BS•
125	Scorpion	04	PTX9-BS•
50	Diamondback	03-04	PTX4L-BS•
	Stinger	03-04	CB7-A

DERBI

cc	Model	Year	Battery Type
	All Models		CB4L-B•

DUCATI

cc	Model	Year	Battery Type
998	998, 999	02-03	PT12B-4
996	Monoposto,		
	Biposto, S	01-02	PT12B-4
	996, S, SPS	99-00	CB16AL-A2
944	ST2	01-02	PT12B-4
	Suport Touring 2		
	(ST2)	97-00	CB16AL-A2
916	Biposto, Senna,		
	Strada	94-98	CB16AL-A2
	I.E., SP, SP S	94-98	CB16AL-A2
	Monster S4	01-02	PT12B-4
	ST4	01-02	PT12B-4
	ST4	99-00	CB16AL-A2
907	I.E. Paso	90-94	CB16-B•
906	Paso	90-92	CB16-B•
900	Monster	01-02	PT12B-4
	Monster	94-00	CB16AL-A2
	SS Kick-Starter	-81	CB12A-A
	SS Replica	-81	CB12A-A
	SS Supersport,		
	Replica	82-	CB14L-A2•
	SS	01-02	PT12B-4
	SL	92-96	CB16AL-A2
	Supersport FE	97-98	CB16AL-A2
888	SP, SP II, SP IV,		
	SP V	90-95	CB16AL-A2
860	GT, GTS		
	Kick-Start		C60-N24AL-B•
851	Superbike	90-91	CB16AL-A2
	S Superbike	91-92	CB16AL-A2
750	F1, Montjuich, Paso	87-90	CB14L-A2•
	GT, Laguna Seca		C60-N24AL-B•
	Indiana		CB14L-A2•
	Monster	01-02	PT12B-4
	Sport	89-90	CB16AL-A2
750	SS Supersport		
	Kick-Str.		CB12A-A
	SS	01-02	PT12B-4
	SS	90-00	CB16AL-A2
748	Monoposto,		
	Biposto, S	01-02	PT12B-4
	Strada Biposto,		
	SP, SPS	97-00	CB16AL-A2
650	Alazzurra, Indiana,		
	Pantah		CB14L-A2•
600	Monster	01-02	PT12B-4
	Pantah		CB14L-A2•
	TL		CB14L-A2•
500	GTL, GTV		C50-N18L-A3•
	Pantah		CB14L-A2•
	Sport		C50-N18L-A3•

GAS GAS

cc	Model	Year	Battery Type
370	Pampera	97	PTX4L-BS•
320	Pampera	98-01	PTX4L-BS•
250	Pampera	96-01	PTX4L-BS•

GILERA

cc	Model	Year	Battery Type
600	Nordwest	93	CB14L-A2•
	RC 600C	93	CB14L-A2•
	Top Rally, XRT		CB14L-A2•
500	Dakota Kick-Start		12N5.5-3B
	Dakota E-Starter		CB10L-A2
350	Dakota Kick-Start		12N5.5-3B
	Dakota E-Starter		CB10L-A2
	ER Kick-Start		12N5.5-3B
	ER E-Starter		CB10L-A2

* Please see battery cross reference chart on page 5 for optional upgrades.

EUROPEAN AND OTHER MOTORCYCLE BATTERY APPLICATIONS

GILERA (Continued)

cc	Model	Year	Battery Type
	XRT		CB14L-A2•
250	Arizona Rally		CB10L-B
	RV NGR Kick-Start		12N5.5-3B
	RV NGR E-Start		CB10L-B
200	Arizona		12N5.5-3B
	Arizona		CB9-B
	Fast Bike		12N5.5-3B
	Fast Bike		CB9-B
	RTX, RV, RX		
	Kick-Start		12N5.5-3B
	RTX, RV, RX		
	E-Start		CB9-B
	T4		12N5.5-3B
	Motocarro		B38-6A
125	Apache Kick-Start		12N5.5-3B
	Apache E-Start		CB9-B
	Arizona Kick-Start		12N5.5-3B
	Arizona E-Start		CB9-B
	Crona Kick-Start		12N5.5-3B
	Crona E-Start		CB9-B
	CX Kick-Start		12N5.5-3B
	CX E-Start		CB9-B
	Fast Bike Kick-Start		12N5.5-3B
	Fast Bike E-Start		CB9-B
	Freestyle Kick-Start		12N5.5-3B
	Freestyle E-Start		CB9-B
	GFR Kick-Start		12N5.5-3B
	GFR E-Start		CB9-B
	KK, KZ Kick-Start		12N5.5-3B
	KK, KZ E-Start		CB9-B
	MX1, MXR		
	Kick-Start		12N5.5-3B
	MX1, MXR E-Start		CB9-B
	Nebraska Kick-Start		12N5.5-3B
Nebraska E-Start		CB9-B	
R1, R1S Kick-Start		12N5.5-3B	
R1, R1S E-Start		CB9-B	
RC Rally		CB10L-B	
RTX,RV,RX			
Kick-Start		12N5.5-3B	
RTX,RV,RX			
E-Start		CB9-B	
SPO1, SPO2			
Kick-Start		12N5.5-3B	
SPO1, SPO2			
E-Start		CB9-B	
Top Rally Kick-Start		12N5.5-3B	
Top Rally E-Start		CB9-B	
Typhoon		CB7-A	
XR1, XR2 Kick-Start		12N5.5-3B	
XR1, XR2 E-Start		CB9-B	
50	Bullit, Easy Moving,		
	Runner	-97	CB4L-B•
	Eaglet	95-97	CB4L-B•
	GSA E-Start		CB4L-B•
	Runner	-97	CB4L-B•
	Sioux E-Start		CB4L-B•
	Stalker, Storm		
	Top Rally		CB4L-B•
	Typhoon	-97	CB4L-B•

HUSABERG

cc	Model	Year	Battery Type
	All Electric		
	Start Models	01-02	PTX5L-BS•
	All Electric		
	Start Models	97-00	PTX9-BS•

HUSQVARNA

cc	Model	Year	Battery Type
580	TE610E, SM610S	00-01	PTX14-BS•
400	TE410E	00-01	PTX14-BS•

HYOSUNG MOTORS

cc	Model	Year	Battery Type
125	XRX125	All	PTX7A-BS•

KASEA

cc	Model	Year	Battery Type
125	RX125	All	PTX7A-BS•

KTM

cc	Model	Year	Battery Type
640	Adventurer, Duke,		
	RXC LC4		
	Super Moto	99-02	PTX9-BS•
620	Adventure, Duke, LC4	96-98	PTX9-BS•
525	525 EXC Racing	05	PTZ5S

KTM (Continued)

cc	Model	Year	Battery Type
520	E/XC, M/XC		
	Racing 4-Stroke	00-02	PTX4L-BS•
	E/XC, M/XC		
	Racing		
	4-Stroke (Opt)	00-02	PTX5L-BS•
400	E/XC Racing		
	4-Stroke	00-02	PTX4L-BS•
	E/XC Racing		
	4-Stroke (Opt)	00-02	PTX5L-BS•
	LC4 E/XC	96-98	PTX9-BS•
	RXC LC4	96-01	PTX9-BS•

MBK

cc	Model	Year	Battery Type
250	Skyliner	01	CB7L-B
	Skyliner	99-00	PTZ7S
150	Vertex	99-00	PTX7A-BS•
	Doodo	01	CB7L-B
125	Flame, Flame R	01	CB7C-A
	Flame, Flame R	95-97	PTX7A-BS•
100	Skyliner, Thunder	01	12N7-3B•
	Booster	01	CB4L-B•
	Booster	99-00	PTX5L-BS•
	Nitro, Ovetto	01	CB4L-B•
	Nitro, Ovetto	99-00	PTX5L-BS•
80	Evolis	95-98	CB4L-B•
50	Booster	93-97	CB4L-B•
	Evolis	98	CB4L-B•
	Flipper, Nitro,		
	Ovetto, Stunt	01	CB4L-B•

MOTO GUZZI

cc	Model	Year	Battery Type
1100	1100 California,		
	Special,		
	Jackal, Stone, EV	94-05	53030•
	Quota 1100 ES	99-02	PTX15LBS-FS†
	Sport 1100i	97-99	PTX15LBS-FS†
	V11 Bassa	99-00	53030•
	V11 EV	98-99	53030•
	VII Le Mans, Sport	99-05	PTX15LBS-FS†
	California III	89-93	C60-N24AL-B•
	Convert		C60-N24AL-B•
1000	Daytona		C60-N24AL-B•
	Le Mans		C60-N24AL-B•
	Mille		C60-N24AL-B•
	1000NT		C60-N24AL-B•
	Quota		C60-N24AL-B•
	V10 Centauro		
	Sport, GT	99-	PTX15LBS-FS†
	Le Man		C60-N24AL-B•
	T3, T4, T5		C60-N24AL-B•
	Breva	04-05	CB14L-A2•
750	Nevada		CB18L-A•
	NTX		CB18L-A•
	Strada		CB18L-A•
	V7		C60-N24AL-B•
	V75		CB18L-A•
	NTX		CB18L-A•
	V65		C60-N24AL-B•
	V65 Florida		CB18L-A•
	Falcone		B38-6A
	Falcone u.t.		CB18L-A•
500	V50		C60-N24AL-B•

MuZ

cc	Model	Year	Battery Type
660	Baghira, Mastiff	98	CB9L-A2
	Skorpion	95-01	CB9L-A2
125	All Models	All	CB9L-A2

MV AGUSTA

cc	Model	Year	Battery Type
750	F4, Brutale	00-04	PTX12A-BS†

NORTON

cc	Model	Year	Battery Type
850	850 Commando,		
	Commando (75)		CB14L-A2•
750	750 Ranger		CB9-B
350	350 Navigator		6N11A-1B

OZBIKE

cc	Model	Year	Battery Type
	All Models	All	PTX5L-BS•

PANDA MOTOR SPORTS

cc	Model	Year	Battery Type
70	Trail Rider	99-02	PTX4L-BS•
50	Com-ute	96-02	6N4-2A
	Cub	96-99	PTX4L-BS•
	Fun Rider	96-02	6N2-2A
	Retro	01-02	CB7-A
36	Com-ute	98-01	6N4-2A

PEUGEOT

cc	Model	Year	Battery Type
150	Elyseo	98	CB12AL-A
125	Elyseo	98	CB12AL-A
	SV, SV Geo	93-97	CB5L-B
100	Speedfighter,		
	Trakker	98	PTX5L-BS•
	SV, SV Geo	97	CB5L-B
80	SV, SV Geo	93-96	CB5L-B
50	Buxy, RS	96-97	CB4L-B•
	Elyseo	98	CB4L-B•

PIAGGIO-VESPA

cc	Model	Year	Battery Type
	APE CAR,MP,		
	MPR,P602		C60-N24AL-B•
	Ape 50 FL	93	CB9-B
	Boxer, Bravo, Ciao		B39-6
	Cosa 2		CB7-A
	Cosa CLX 125		
	(c/cv.)		CB7-A
	Cosa CLX 150		
	(c/avv.)		CB7-A
	Cosa CLX 200		
	(c/avv.)		CB7-A
	Free		CB4L-B•
	Hexagon 125/150		CB9-B
	NRG 50		CB4L-B•
	P125ETES, P125TS		CB7-A
	P200E (c/avv.)		CB9-B
	PK50, PK50-C.A.,		
	PK50N, PK50XL		CB7-A
	PK80S-C.A.		CB7-A
	PK125FL, PK125SS,		
	PK125XL		CB7-A
	PX125		CB9-B
	PX125+80E		12N5.5-3B
	PX125+80E-AREC		12N5.5-3B
	PX125+80E-ARC		CB9-B
	PX125T5		CB9-B
	PX150E		CB9-B
	PX150E-ARC		CB9-B
	PX200-ARC		CB9-B
	PX200E-ARC		12N5.5-3B
	PX200GS		CB9-B
	Quartz, Sactto,		
	Sfera 50, Sfera 80,		
	Skipper 125/150		CB4L-B•
	Vespa 50 Elestart		6N11A-1B(x2)
	Vespa 125 Sprint		B39-6
	Vespa 150 GL		B39-6
	Vespa 150 FL/ FL2		
	(c/av.)		CB7-A
	Zip - Zip (Fast Rider)		CB4L-B•

PUCH

cc	Model	Year	Battery Type
	Cobra 80		B39-6
	Cobra GTL,		
	Daytona NS50,		
	Monza		B39-6
	Lido SL50,		
	Lido Vario		CB4L-B•
	Monza GP,		
	Monza GX, Monza X		B39-6

ROYAL ENFIELD

cc	Model	Year	Battery Type
500	All Kick-Start		
	Models	95-99	CB7-A
	All Kick-Start		
	Models	00-03	CB5L-B
	All Electric Start		
	Models	00-03	CB14L-A2•
350	All Kick-Start	95-99	CB7-A
	All Kick-Start	00-03	CB5L-B
	All Electric		
	Start Models	00-03	CB14L-A2•

† Must use factory activated battery.

• Please see battery cross reference chart on page 5 for optional upgrades.

‡ Part number PTZ10S can be used as an optional upgrade, but spacer from MV must be used.

EUROPEAN AND OTHER MOTORCYCLE BATTERY APPLICATIONS

SYM				TRIUMPH (Continued)				TRIUMPH (Continued)			
cc	Model	Year	Battery Type	cc	Model	Year	Battery Type	cc	Model	Year	Battery Type
50	Red Devil	01	PTX4L-BS•	955	Daytona 955i, Speed Triple,			600	(12V) 6T, T20B		B39-6(x2) 6N11A-1B
TGB / VINKING								Daytona 600 TT600	03-05 00-02		PTX9-BS• PTX12-BS•
cc	Model	Year	Battery Type					500	500 (12V) 5TA, TR5A/R		B39-6(x2) 6N11A-1B
150	All Models	00	CB4L-B•					350	350 (6V) 350 (12V) 350 3TA,		6N11A-1B 6N11A-1B B39-6(x2)
125	All Models	00	CB4L-B•	900	T90 Tiger	99-01	PTX14-BS•		Twenty One		B38-6A
90	All Models	00	CB4L-B•		Thruxton	03-05	PTX12-BS•		250	Tigress (6V)	6N11A-1B
50	All Models	00	CB4L-B•		Thunderbird	02	CB14L-A2•			Tigress (12V)	6N11A-1B(x2)
TRIUMPH					All Other Models	91-01	CB14L-A2•		200	Tiger	6N11A-1B
cc	Model	Year	Battery Type	800	Bonneville	01-02	PTX12-BS•		173	Tigress	6N11A-1B
2300	Rocket 3	03-05	PTX20L-BS•		Speedmaster	03-05	PTX12-BS•		150	Trident	CB7L-B
1200	Trophy	00-02	PTX14-BS•	750	Bonneville, Tiger		CB9-B		120	Bonneville	CB7L-B
	All Other Models	93-99	CB14L-A2•		T150 Trident		CB7L-B				
1000	Daytona	92-93	CB14L-A2•	650	All Other Models	93-97	CB14L-A2•				
					T120 Bonneville		CB7L-B				

• Please see battery cross reference chart on page 5 for optional upgrades.

POWERSPORT BATTERY BUYING GUIDE TOP 25 BATTERIES REPRESENTING 97% OF THE TOTAL POWERSPORT SALES

Position	Power-Sonic Super Sport Part #	% of Coverage in Powersport Industry	Model Fitment Information		Personal Watercraft	Snow Mobile	Utility Vehicle	Scooter	Lawn & Garden
			Motorcycle	ATV					
1	CB14A-A2	14.6%	—	88%	—	6%	3%	—	3%
2	CB14L-A2	10.8%	71%	2%	—	9%	—	—	18%
3	CB16CL-B	10.6%	—	33%	54%	—	13%	—	—
4	12N9-4B-1	9.5%	100%	—	—	—	—	—	—
5	CB12A-A	8.5%	80%	5%	—	—	—	—	15%
6	C50N18L-A3	7.4%	48%	5%	—	38%	—	—	9%
7	CB16-B	4.7%	80%	—	13%	—	—	—	7%
8	PTX14-BS	4.6%	72%	26%	—	—	—	2%	—
9	PTX9-BS	4.5%	77%	21%	—	—	—	2%	—
10	PTX12-BS	3.8%	75%	20%	—	—	—	5%	—
11	PTX20L-BS	3.2%	56%	13%	27%	2%	2%	—	—
12	12N14-3A	3.2%	29%	—	—	—	—	—	71%
13	CB10L-A2	2.7%	100%	—	—	—	—	—	—
14	PTX4L-BS	1.8%	39%	37%	—	—	—	21%	3%
15	12N12A-4A-1	1.2%	73%	—	—	—	—	—	27%
16	12N7-4A	1.1%	86%	—	—	14%	—	—	—
17	CB14A-A	0.8%	—	100%	—	—	—	—	—
18	CB16L-B	0.7%	40%	—	40%	—	—	—	20%
19	HCB16A-AB	0.6%	100%	—	—	—	—	—	—
20	CB16AL-A2	0.6%	61%	—	—	39%	—	—	—
21	PTX5L-BS	0.6%	44%	34%	—	—	—	22%	—
22	CB12AL-A	0.4%	100%	—	—	—	—	—	—
23	CB18L-A	0.4%	100%	—	—	—	—	—	—
24	CB4L-B	0.4%	75%	—	—	—	—	25%	—
25	CB14-A2	0.3%	75%	17%	—	8%	—	—	—

NOTES

SEALED MAINTENANCE FREE BATTERY FEATURES

SEALED POST PREVENTS ACID LEAKAGE, REDUCES CORROSION, AND EXTENDS BATTERY LIFE

SAFETY VALVE FLAME/ARRESTOR RELIEVES EXCESS PRESSURE

THRU-PARTITION CONSTRUCTION PROVIDES SHORTER CURRENT PATH WITH LESS RESISTANCE FOR MORE CRANKING POWER


SPECIAL ACTIVE MATERIAL IN THE PLATES IS COMPOUNDED TO WITHSTAND VIBRATION, PROLONGING BATTERY LIFE AND DEPENDABILITY

HEAT SEALED COVER TO CASE PROTECTS AGAINST LEAKAGE AND CORROSION. BONDED UNIT PROVIDING EXTRA STRENGTH

SPECIAL GRID DESIGN WITHSTANDS SEVERE VIBRATION AND ASSURES MAXIMUM CONDUCTIVITY

POLYPROPYLENE COVER AND CONTAINER ASSURE RESERVE ELECTROLYTE CAPACITY FOR COOLER OPERATING TEMPERATURE AND GIVES GREATER RESISTANCE TO GAS, OIL, AND IMPACT IN EXTREME WEATHER CONDITIONS

SPECIAL SEPARATOR MAKES THE BATTERY SPILL-PROOF. VALVE REGULATED DESIGN ELIMINATES WATER LOSS AND THE NEED TO REFILL WITH ACID





Phone - (619) 661-2020

Fax - (619) 661-3650

Customer Service - (619) 661-2030

Customer Service Fax - (619) 661-3648



**7550 Panasonic Way
San Diego, CA 92154
www.power-sonic.com**

ISO 9001:2000

