



## ENGINEERED WITH VISION. BUILT WITH CARE.

The Power-Sonic Corporation has been a leading force for 35 years in the supply of high quality cost effective batteries. Power-Sonic markets a staggering range of rechargeable sealed lead acid batteries worldwide. These batteries envelop a broad spectrum of electronic and industrial applications, either as the prime or standby power source. Engineers and buyers continue to insist on Power-Sonic batteries, wherever reliable and cost effective DC power is required.

Power-Sonic is dedicated to continual product development to improve the performance and reliability of our product range. New batteries are constantly being developed to meet the ever evolving needs of industry. We strive to produce batteries with superior performance characteristics and value, through advanced engineering and state-of-the art manufacturing processes, coupled with the use of premium raw materials.

Providing our customers with reliable, yet economical, products is the corner stone of the Power-Sonic mission.



## PS-SERIES: General Purpose Batteries

Model	Nominal Voltage V	Nominal Capacity A.H.	Current @ 20 hr. rate mA	Length		Width		Height		Ht. Over Terminal		Weight		Standard Terminals
				in.	mm	in.	mm	in.	mm	in.	mm	lbs.	kgs.	
PS-260	2	6.0	300	1.97	50	1.34	34	3.94	100	4.13	105	0.86	0.39	F1
PS-445	4	4.5	225	1.89	48	2.09	53	3.70	94	3.86	98	1.40	0.65	F2
PS-490	4	9.0	450	3.97	101	1.73	44	3.74	95	4.02	102	2.50	1.14	F2
PS-4100	4	10.0	500	4.02	102	1.97	50	3.72	94.5	3.92	99.6	3.10	1.41	F1
PS-605	6	0.5	25	2.24	57	0.55	14	1.97	50	1.97	50	0.20	0.09	WL
PS-610	6	1.1	55	2.00	51	1.65	42	2.00	51	2.20	56	0.60	0.30	F1
PS-612	6	1.4	70	3.82	97	0.94	24	2.00	51	2.19	56	0.60	0.30	F1
PS-628	6	2.9	145	2.60	66	1.30	33	3.86	98	4.06	103	1.30	0.59	F1
PS-630	6	3.5	175	5.28	134	1.34	34	2.35	60	2.56	65	1.37	0.62	F1
PS-632	6	3.5	175	2.60	66	1.30	33	4.65	118	4.80	122	1.37	0.62	F1
PS-640	6	4.5	225	2.76	70	1.86	47	3.94	100	4.25	108	1.80	0.82	F1
PS-650 L	6	5.0	250	2.63	67	2.63	67	3.78	96	4.28	109	2.00	0.91	F1 or SP
PS-665	6	6.5	325	3.86	98	2.20	56	4.05	103	4.06	103	2.10	0.95	FP
PS-670	6	7.0	350	5.95	151	1.34	34	3.70	94	3.94	100	2.80	1.27	F1
PS-682	6	9.0	450	3.86	96	2.20	56	4.65	118	4.65	118	3.35	1.52	F1
PS-6100	6	12.0	600	5.95	151	2.00	51	3.70	94	3.86	98	4.40	2.00	F1 or F2
PS-6120	6	13.0	650	4.26	108	2.795	71	5.54	141	5.54	141	5.30	2.40	FP
PS-6120 Toy	6	13.0	650	4.26	108	2.795	71	5.54	141	5.54	141	5.30	2.40	TS or TH
PS-6200	6	20.0	1000	6.18	157	3.27	83	4.92	125	4.92	125	7.52	3.41	NB
PS-6360	6	36.0	1800	6.25	159	3.35	85	6.50	165	6.95	177	13.70	6.20	F2 or NB
PS-6580	6	58.0	2900	7.28	185	4.41	112	8.07	205	8.07	205	21.00	9.54	F2
PS-62000	6	210.0	10500	12.05	306	6.65	169	8.65	220	8.96	228	63.95	29.00	B
PS-832	8	3.2	160	5.29	134	1.42	36	2.49	63	2.70	69	1.90	0.86	F1
PS-1208	12	0.8	40	3.78	96	0.98	25	2.42	62	2.42	62	0.80	0.36	WL
PS-1212	12	1.4	70	3.82	97	1.69	43	2.05	52	2.28	58	1.32	0.60	F1
PS-1220	12	2.5	125	7.01	178	1.38	35	2.36	60	2.56	65	2.20	1.00	F1
PS-1221	12	2.0	100	5.63	143	0.94	24	2.56	65	2.56	65	1.32	0.60	PC
PS-1221 S	12	2.0	100	5.94	151	0.79	20	3.50	89	3.50	89	1.50	0.68	F1
PS-1223	12	2.3	115	7.17	182	0.94	24	2.42	62	2.42	62	1.68	0.76	PC
PS-1228	12	2.8	140	5.24	133	1.30	33	3.82	97	4.09	104	2.60	1.18	F1
PS-1229	12	2.9	145	7.01	178	1.34	34	2.36	60	2.56	65	2.60	1.18	F1
PS-1230	12	3.4	170	5.28	134	2.64	67	2.36	60	2.60	66	2.90	1.32	F1
PS-1238	12	3.8	190	7.68	195	1.85	47	2.76	70	2.79	76	3.75	1.70	F1
PS-1250	12	5.0	250	3.54	90	2.76	70	3.98	101	4.21	107	3.75	1.70	F1 or F2
PS-1251 FP	12	5.4	270	5.50	139.7	1.89	48	4.02	102	4.06	103	4.20	1.90	FP
PS-1270	12	7.0	350	5.95	151	2.56	65	3.70	94	3.86	98	5.70	2.59	F1 or F2
PS-1272	12	7.2	360	5.95	151	2.56	65	3.70	94	3.86	98	5.80	2.64	F1 or F2
PS-1282	12	9.0	450	3.86	98	4.40	112	4.65	118	4.65	118	6.90	3.14	F1
PS-1290	12	9.0	450	5.95	151	2.56	65	3.70	94	3.86	98	6.10	2.77	F2
PS-12100	12	12.0	600	5.95	151	4.00	102	3.70	94	3.86	98	8.80	4.00	F1
PS-12120	12	12.0	600	5.95	151	3.86	98	3.70	94	3.94	100	8.50	3.86	F2
PS-12180	12	18.0	900	7.13	181	3.00	76	6.59	167	6.59	167	12.60	5.70	F2 or NB
PS-12260	12	26.0	1300	6.54	166	6.88	175	4.95	126	4.95	126	18.00	8.18	F2 or NB
PS-12280	12	28.0	1400	6.54	166	4.95	126	6.89	175	6.89	175	21.40	9.70	NB
PS-12350	12	35.0	1750	7.80	198	5.20	132	6.22	158	7.07	180	25.00	11.40	NB
PS-12400	12	40.0	2000	7.76	197	6.50	165	6.69	170	6.69	170	30.50	14.09	NB
PS-12550	12	55.0	2750	9.04	230	5.45	138	8.15	207	8.98	228	41.30	18.77	U
PS-12750	12	75.0	3750	10.25	260	6.60	168	8.15	207	8.98	228	55.00	25.00	U
PS-121000	12	100.0	5000	12.00	305	6.60	168	8.15	207	8.98	228	68.70	31.20	U
PS-121100	12	110.0	5500	13.00	330	6.76	172	8.40	213	8.70	221	71.20	32.36	B
PS-121400 FR	12	140.0	7000	13.50	343	6.75	171	10.80	275	11.15	283	102.00	46.36	B

\* FR: UL94 V-0 flame retardant case & cover

## PSH-SERIES: High-Rate Discharge Batteries

Model	Nominal Voltage V	Nominal Capacity A.H.	Current @ 20 hr. rate mA	Length		Width		Height		Ht. Over Terminal		Weight		Standard Terminals
				in.	mm	in.	mm	in.	mm	in.	mm	lbs.	kgs.	
PSH-655 FR	6	5.5	21 Watts/Cell**	2.76	95	1.85	47	3.94	100	4.17	106	2.10	0.95	F1
PSH-1255 FR	12	6.0	24 Watts/Cell**	3.54	90	2.76	70	3.98	101	4.21	107	4.19	1.90	F2
PSH-1280 FR	12	8.5	37 Watts/Cell**	5.95	151	2.56	65	3.70	94	3.86	98	6.00	2.72	F1 or F2
PSH-12100 FR	12	10.5	41 Watts/Cell**	5.95	151	2.56	65	4.37	111	4.61	117	7.00	3.18	F2
PSH-12180 FR	12	21.0	80 Watts/Cell**	7.14	182	3.03	77	6.59	168	6.59	168	13.30	6.00	NB

## PSG-SERIES: Hawker Monobloc Replacement Batteries




PSG-450	4	5.0	250	3.54	90	1.94	49	2.87	73	2.87	73	1.55	0.70	F2
PSG-480	4	8.0	400	3.54	90	1.94	49	4.00	102	4.00	102	2.15	0.98	F2
PSG-625	6	2.5	125	4.15	105	1.63	41	2.70	69	2.70	69	1.25	0.57	F1
PSG-650	6	5.0	250	5.28	134	1.94	49	3.00	76	3.00	76	2.15	0.98	F2
PSG-680	6	8.0	400	5.28	134	1.94	49	3.99	101	3.99	101	3.20	1.45	F2




## PG-SERIES: Power-Guard Long Life Batteries

Model	Nominal Voltage V	Rated Capacity (A.H.)			Length		Width		Height		Ht. Over Terminal		Weight		Standard Terminals
		10-hr.	5-hr.	1-hr.	in.	mm	in.	mm	in.	mm	in.	mm	lbs.	kgs.	
PG-6V210 FR	6	210	180.5	126.0	12.70	322	7.00	178	8.98	228	9.21	234	69.0	31.3	T8
PG-12V28 FR	12	28	25.0	18.3	6.96	177	6.56	167	4.92	125	4.92	125	18.9	8.4	T12
PG-12V35 FR	12	33	31.0	25.0	7.80	198	5.20	132	6.22	158	7.07	180	25.0	11.4	T6
PG-12V42 FR	12	42	36.0	25.2	7.76	197	6.50	165	6.69	170	6.69	170	32.5	14.7	T6
PG-12V55 FR	12	56	47.5	33.0	8.98	226	5.39	137	8.27	210	8.50	216	39.5	21.3	T6
PG-12V65 FR	12	65	56.0	39.0	13.70	348	6.57	167	7.00	178	7.00	178	47.0	21.3	T6
PG-12V75 FR	12	75	64.5	45.0	13.70	348	6.57	167	7.00	178	7.00	178	55.1	25.0	T6
PG-12V75T FR	12	75	64.5	45.0	10.24	260	6.61	168	8.27	210	8.51	216	55.1	25.0	T6
PG-12V92 FR	12	92	79.0	55.2	12.05	306	6.61	168	8.27	210	8.51	216	60.3	27.4	T6
PG-12V103 FR	12	103	88.5	61.8	12.99	330	6.81	173	8.35	212	8.66	220	69.0	31.3	T6
PG-12V120 FR	12	124	106.5	74.4	16.14	410	6.97	177	8.86	225	8.86	225	81.5	37.0	T6
PG-12V140 FR	12	144	120.4	84.0	13.50	344	6.73	171	10.79	274	11.02	280	98.4	44.6	T6
PG-12V150 FR	12	153	131.5	91.8	19.09	485	6.69	170	9.53	242	9.53	242	103.5	47.0	T8
PG-12V200 FR	12	210	180.5	126.0	20.55	522	9.45	240	8.58	218	8.82	224	142.0	64.4	T8

\* FR: UL94 V-0 flame retardant case & cover, \*\* Watts/cell @ 15 min. rate to 1.67V

## Terminal Options


- F1**  **FASTON**  
0.187" x 0.032"  
quick disconnect tabs.
- F2**  **FASTON**  
0.250" x 0.032"  
quick disconnect tabs
- FP**  **FASTON POLARIZED**  
Positive: "F2", Negative: "F1"

- SP**  **SPRING TERMINALS**  
Fully collapsible positive and negative contacts
- TH**  **TOY BATTERY CONNECTORS**  
H-connector PS-6120 TH
- TS**  **TOY BATTERY CONNECTORS**  
S-connector PS-6120 TS

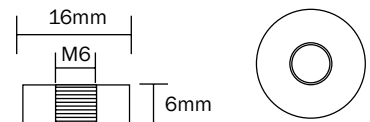
- WL** **INSULATED WIRE LEADS**  
  - Molex Housing 5264-02 & 5263-PBT plug on PS-605
  - AMP Housing 1-480318-0 & 8116-1 on PS-1208

- PC** **PRESSURE CONTACTS**  
On PS-1221 & PS-1223 battery

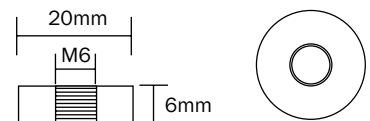
- NB**  **TERMINAL POSTS**  
With nut & bolt connectors

- U**  **UNIVERSAL AUTO POST**  
Automotive post with nut & bolt connectors

- B, T6** **THREADED INSERT - 6mm STUD**



- T8** **THREADED INSERT - 6mm STUD**



- T12** **THREADED INSERT - 5mm STUD**



## SLA CHARGERS: Automatic Switch-Mode and Float Chargers



### "F" Series:

Float chargers are designed to provide optimum life for batteries used in standby applications where charging is continuous. The chargers deliver a constant voltage of 2.25 to 2.30 volts per cell which allow the battery to seek its own current level and maintain itself in a fully charged condition. This series is best suited for burglar and fire alarm equipment, emergency lighting, memory protection, or UPS systems where the battery serves as back-up power to the AC source.

### "A-C" Series:

Automatic chargers are new "switching" type devices which operate without the use of transformers. I.C.'s control and regulate current and voltage and automatically switch from the higher fast charge voltage to the lower float voltage when batteries are very close to being fully charged. At the float voltage it is safe to leave the battery connected to the charger indefinitely, making charging pretty much fool-proof.

This type of charger is ideal for cyclic applications where recharge time is critical and timely charge termination cannot be counted on. This type of charger ensures optimum battery performance & service life.

Model	Output Voltage		Output Current mA	Type automatic	Dimensions: in. (mm)			Weight		Charger Design
	nominal	range			Length	Width	Height	lbs.	grams	
PSC-6250F	6	6.75-6.90	300	fixed volt. float	2.20 (56)	1.96 (50)	1.88 (48)	0.50	225	Plug-in
PSC-6300A-C	6	6.75-7.35	300	dual rate	2.05 (52)	1.57 (40)	2.64 (67)	0.21	94	Plug-in
PSC-6500A-C	6	6.75-7.35	500	dual rate	2.05 (52)	1.57 (40)	2.64 (67)	0.21	94	Plug-in
PSC-61000A-C	6	6.75-7.35	1000	dual rate	2.24 (57)	1.73 (44)	3.23 (82)	0.30	135	Plug-in
PSC-64000A-C	6	6.75-7.35	4000	dual rate	5.43 (138)	2.83 (72)	1.65 (42)	0.90	140	Desk Top
PSC-12250F	12	13.50-13.80	250	fixed volt. float	2.20 (56)	1.96 (50)	1.88 (48)	0.50	225	Plug-in
PSC-12300A-C	12	13.50-14.70	300	dual rate	2.05 (52)	1.57 (40)	2.64 (67)	0.21	94	Plug-in
PSC-12500F	12	13.50-13.80	500	fixed volt. float	2.55 (65)	1.88 (48)	2.98 (76)	0.80	361	Plug-in
PSC-12500A-C	12	13.50-14.70	500	dual rate	2.24 (57)	1.73 (44)	3.23 (82)	0.30	135	Plug-in
PSC-12800A-C	12	13.50-14.70	800	dual rate	2.24 (57)	1.73 (44)	3.23 (82)	0.30	135	Plug-in
PSC-122000A-C	12	13.50-14.70	1800	dual rate	5.43 (138)	2.83 (72)	1.65 (42)	0.90	140	Desk Top
PSC-124000A-C	12	13.50-14.70	4000	dual rate	5.43 (138)	2.83 (72)	1.65 (42)	0.90	140	Desk Top
PSC-1210000A-C	12	13.50-14.70	10000	dual rate	8.88 (220)	5.17 (131)	3.33 (85)	4.30	1950	Desk Top
PSC-241000A-C	24	27.00-29.40	1000	dual rate	5.43 (138)	2.83 (72)	1.65 (42)	0.90	140	Desk Top



**CORPORATE OFFICE**  
 7550 Panasonic Way  
 San Diego, CA 92154 USA  
 Tel: +1-619-661-2020  
 Fax: +1-619-661-3650  
 national-sales@power-sonic.com

**CUSTOMER SERVICE**  
 Tel: +1-619-661-2030  
 Fax: +1-619-661-3648  
 customer-service@power-sonic.com

**SALES / INTERNATIONAL**  
 Tel: +1-650-364-5001  
 Fax: +1-650-366-3662  
 battery@power-sonic.com

[www.power-sonic.com](http://www.power-sonic.com)