



Rechargeable Sealed Lead-Acid Battery

PS-1221

12 Volt 2.0 Amp. Hrs.



Features:

- Absorbent Glass Mat (AGM) technology for superior performance.
- Automatically resetting circuit breaker to protect against short circuits (thermal fuse).
- Valve regulated, spill proof construction allows safe operation in any position.
- Power/volume ratio yielding unrivaled energy density.
- Approved for transport by air. D.O.T., I.A.T.A., F.A.A. and C.A.B. certified.
- U.L. recognized under file number MH 20845.

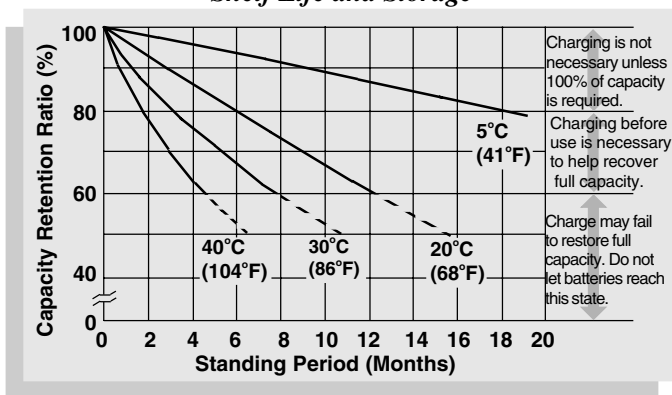


PERFORMANCE SPECIFICATIONS

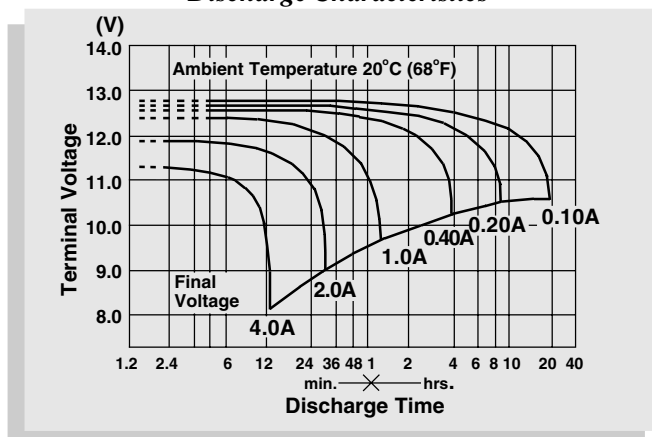
Nominal Voltage	12 volts (6 cells in series)
Nominal Capacity	
20 hour rate (100mA to 10.50 volts)	2.00 A.H.
10 hour rate (190mA to 10.50 volts)	1.90 A.H.
5 hour rate (340mA to 10.20 volts)	1.70 A.H.
1 hour rate (3.92A to 9.00 volts)	1.24 A.H.
15 min. rate (3.33A to 9.00 volts)	0.98 A.H.
Approximate Weight	1.32 pounds (0.60 kg)
Energy Density (20 hour rate)	1.77 Watt-hours/cubic inch (107.6 Watt-hours/l)
Specific Energy (20 hour rate)	18.2 Watt-hours/pound (40.0 Watt-hours/kg)
Internal Resistance (Fully Charged Battery)	n/a - battery is fused
Maximum Discharge Current (≤ 7 Min.)	6.0 amperes
Terminals	Pressure Contacts
Shelf Life — % of nominal capacity at 68° F (20° C)	
1 Month.....	97%
3 Months.....	91%
6 Months.....	83%
Operating Temperature Range	
Charge	-4°F (-20°C) to 122°F (50°C)
Discharge	-4°F (-20°C) to 140°F (60°C)
Case	ABS Plastic

To ensure safe and efficient operation always refer to the latest edition of our Technical Manual, as published on our website.

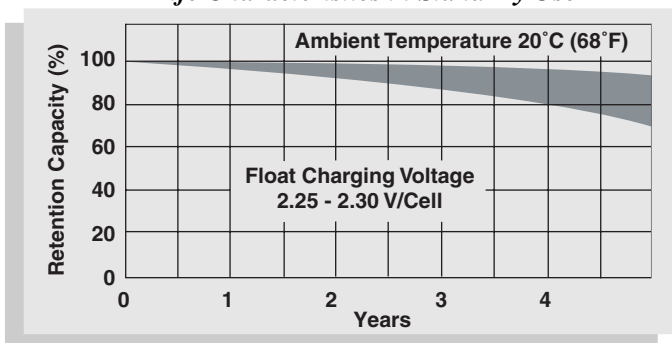
Shelf Life and Storage



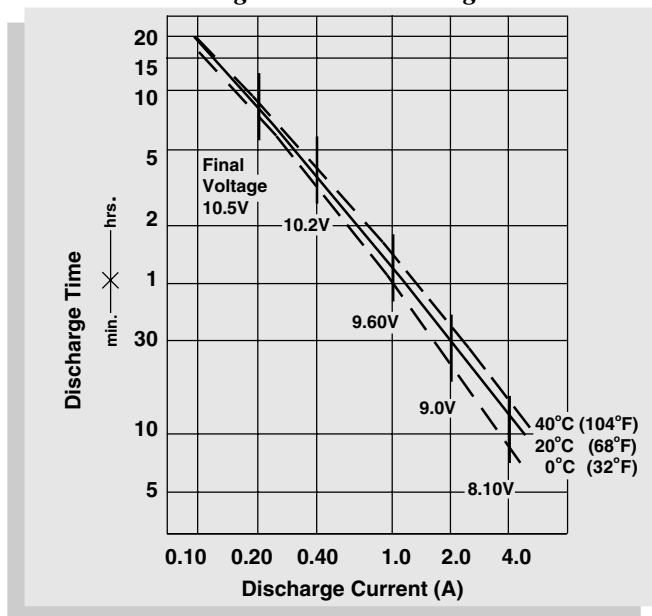
Discharge Characteristics



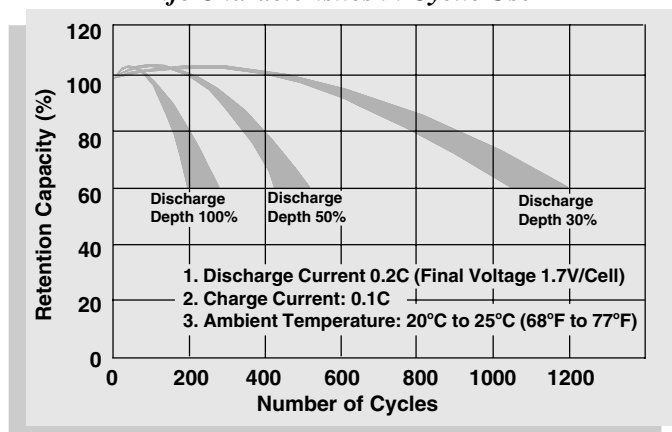
Life Characteristics in Stand-By Use



Discharge Time vs. Discharge Current

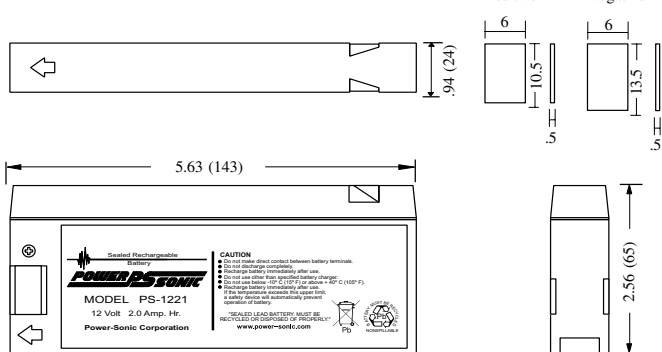


Life Characteristics in Cyclic Use



Physical Dimensions: in. (mm)

Terminals: PC (mm)
Positive Negative



CHARGING

Cycle Applications: Limit initial current to 400mA. Charge until battery voltage (under charge) reaches 14.40 to 14.70 volts at 68°F (20°C). Hold at 14.40 to 14.70 volts until current drops to approximately 20mA. Battery is fully charged under these conditions, and charger should either be disconnected or switched to "float" voltage.

"Float" or "Stand-By" Service: Hold battery across constant voltage source of 13.50 to 13.80 volts continuously. When held at this voltage, the battery will seek its own current level and maintain itself in a fully charged condition.

NOTE: Due to the self-discharge characteristics of this type of battery, it is imperative that they be charged after 6-9 months of storage, otherwise permanent loss of capacity might occur as a result of sulfation.

Tolerances are +/- 0.04 in. (+/- 1mm) and +/- 0.08 in. (+/- 2mm) for height dimensions. All data subject to change without notice.



CORPORATE OFFICE
7550 Panasonic Way
San Diego, CA 92154 USA
Tel: +1-619-661-2020
Fax: +1-619-661-3650
national-sales@power-sonic.com

CUSTOMER SERVICE
Tel: +1-619-661-2030
Fax: +1-619-661-3648
customer-service@power-sonic.com

SALES / INTERNATIONAL
Tel: +1-650-364-5001
Fax: +1-650-366-3662
battery@power-sonic.com

www.power-sonic.com